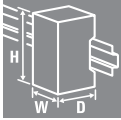


connectPower PRO-E

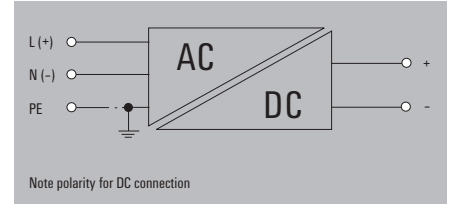
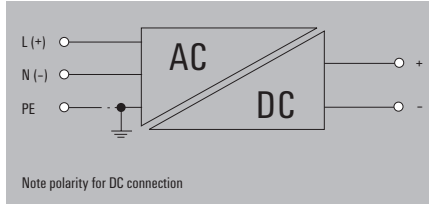
connectPower PRO-E



CP E SNT 25W 5V 5A



CP E SNT 25W 12V 2.1A



Technical data

Input	
Input voltage	85...264 V AC / 110...370 V DC
Input current	0.3 A @ 230 V AC / 0.6 A @ 120 V AC
Input frequency	47...63 Hz
Input fuse (internal)	yes / max. 20A
Recommended back-up fuse	1 A at 230 V AC, characteristic curve C
Output	
Output voltage	5 V DC
Output voltage adjustment	± 10% nominal output voltage tolerance, adjustable with potentiometer
Output current	5 A @ 5 V DC
Output power	25 W
Residual ripple, breaking spikes	< 100 mV _{pp}
Overload protection	120~150% Ikonst. of max. output power, automatic restart
Surge protection	5.6...6.8 V @ 5 V DC
Mains failure bridge-over time	20 ms
Control at 10...100% load	0.5%
Parallel connection option	Recommended with diode module
Insulation coordination	
Electrical isolation, output-earth	0.5 kV
Electrical isolation, input-earth	1.5 kV
Electrical isolation, input-output	3 kV
General data	
Ambient temperature (operational)	-20°C...70°C (>50°C derating, refer derated curve); 70% rated load@70°C
Storage temperature	-20 °C...+85 °C
Max. perm. air humidity (operational)	5 %...95 % RH
Degree of efficiency	77 % @ 5 V DC
Status indicator	Operation, green LED
Standards	EN 60950
EMC standards	EN 55011, EN 55022, EN 55024, EN 61000-6 /2, -3
Mounting position, installation notice	Panel mount, screw fix
Weight	240 g
Approvals	CE
Screw connection	
Connection cross-section, solid, min. / max.	0.34 / 4 mm ²
Depth x width x height	91 / 51 / 28 mm

Input	
Input voltage	85...264 V AC / 110...370 V DC
Input current	0.3 A @ 230 V AC / 0.6 A @ 120 V AC
Input frequency	47...63 Hz
Input fuse (internal)	yes / max. 20A
Recommended back-up fuse	1 A at 230 V AC, characteristic curve C
Output	
Output voltage	12 V DC
Output voltage adjustment	± 10% nominal output voltage tolerance, adjustable with potentiometer
Output current	2.1 A @ 12 V DC
Output power	25 W
Residual ripple, breaking spikes	< 100 mV _{pp}
Overload protection	120~150% Ikonst. of max. output power, automatic restart
Surge protection	13.5...16.2 V @ 12 V DC
Mains failure bridge-over time	20 ms
Control at 10...100% load	0.5%
Parallel connection option	Recommended with diode module
Insulation coordination	
Electrical isolation, output-earth	0.5 kV
Electrical isolation, input-earth	1.5 kV
Electrical isolation, input-output	3 kV
General data	
Ambient temperature (operational)	-20°C...70°C (>50°C derating, refer derated curve); 70% rated load@70°C
Storage temperature	-20 °C...+85 °C
Max. perm. air humidity (operational)	5 %...95 % RH
Degree of efficiency	79 % @ 12 V DC
Status indicator	Operation, green LED
Standards	EN 60950
EMC standards	EN 55011, EN 55022, EN 55024, EN 61000-6 /2, -3
Mounting position, installation notice	Panel mount, screw fix
Weight	240 g
Approvals	CE
Screw connection	
Connection cross-section, solid, min. / max.	0.34 / 4 mm ²
Depth x width x height	91 / 51 / 28 mm

Input	
Input voltage	85...264 V AC / 110...370 V DC
Input current	0.3 A @ 230 V AC / 0.6 A @ 120 V AC
Input frequency	47...63 Hz
Input fuse (internal)	yes / max. 20A
Recommended back-up fuse	1 A at 230 V AC, characteristic curve C
Output	
Output voltage	12 V DC
Output voltage adjustment	± 10% nominal output voltage tolerance, adjustable with potentiometer
Output current	2.1 A @ 12 V DC
Output power	25 W
Residual ripple, breaking spikes	< 100 mV _{pp}
Overload protection	120~150% Ikonst. of max. output power, automatic restart
Surge protection	13.5...16.2 V @ 12 V DC
Mains failure bridge-over time	20 ms
Control at 10...100% load	0.5%
Parallel connection option	Recommended with diode module
Insulation coordination	
Electrical isolation, output-earth	0.5 kV
Electrical isolation, input-earth	1.5 kV
Electrical isolation, input-output	3 kV
General data	
Ambient temperature (operational)	-20°C...70°C (>50°C derating, refer derated curve); 70% rated load@70°C
Storage temperature	-20 °C...+85 °C
Max. perm. air humidity (operational)	5 %...95 % RH
Degree of efficiency	79 % @ 12 V DC
Status indicator	Operation, green LED
Standards	EN 60950
EMC standards	EN 55011, EN 55022, EN 55024, EN 61000-6 /2, -3
Mounting position, installation notice	Panel mount, screw fix
Weight	240 g
Approvals	CE
Screw connection	
Connection cross-section, solid, min. / max.	0.34 / 4 mm ²
Depth x width x height	91 / 51 / 28 mm

Note

Ordering data

Type	Qty.	Order No.
CP E SNT 25W 5V 5A	1	1202640000

Type	Qty.	Order No.
CP E SNT 25W 12V 2.1A	1	1202630000

Note

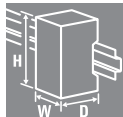
The internal varistor found in a switch-mode power supply does not replace the necessary surge protection in a system.

The internal varistor found in a switch-mode power supply does not replace the necessary surge protection in a system.

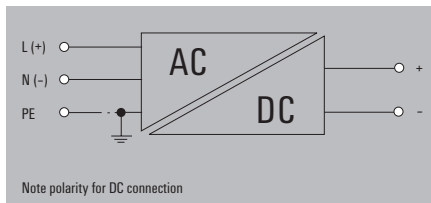
Accessories

Note

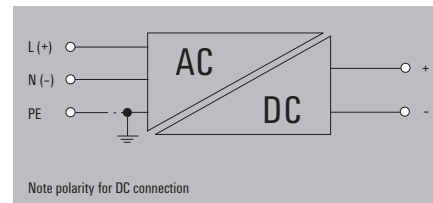
connectPower
PRO-E



CP E SNT 25W 24V 1.1A



CP E SNT 25W 48V 0.57A



Technical data

Input	
Input voltage	85...264 V AC / 110...370 V DC
Input current	0.3 A @ 230 V AC / 0.6 A @ 120 V AC
Input frequency	47...63 Hz
Input fuse (internal)	yes / max. 20A
Recommended back-up fuse	1 A at 230 V AC, characteristic curve C
Output	
Output voltage	24 V DC
Output voltage adjustment	± 10% nominal output voltage tolerance, adjustable with potentiometer
Output current	1.1 A@24 V DC
Output power	25 W
Residual ripple, breaking spikes	< 100 mV _{pp}
Overload protection	120~150% Ikonst. of max. output power, automatic restart
Surge protection	28...32 V @ 24 V DC
Mains failure bridge-over time	20 ms
Control at 10...100% load	0.5%
Parallel connection option	Recommended with diode module
Insulation coordination	
Electrical isolation, output-earth	0.5 kV
Electrical isolation, input-earth	1.5 kV
Electrical isolation, input-output	3 kV
General data	
Ambient temperature (operational)	-20°C...70°C (>50°C derating, refer derated curve); 70% rated load@70°C
Storage temperature	-20 °C...+85 °C
Max. perm. air humidity (operational)	5 %...95 % RH
Degree of efficiency	84 % @ 24 V DC
Status indicator	Operation, green LED
Standards	EN 60950
EMC standards	EN 55011, EN 55022, EN 55024, EN 61000-6 /-2, -3
Mounting position, installation notice	Panel mount, screw fix
Weight	240 g
Approvals	CE
Screw connection	
Connection cross-section, solid, min. / max.	0.34 / 4 mm ²
Depth x width x height	91 / 51 / 28 mm

Input	
Input voltage	85...264 V AC / 110...370 V DC
Input current	0.3 A @ 230 V AC / 0.6 A @ 120 V AC
Input frequency	47...63 Hz
Input fuse (internal)	yes / max. 20A
Recommended back-up fuse	1 A at 230 V AC, characteristic curve C
Output	
Output voltage	48 V DC
Output voltage adjustment	± 10% nominal output voltage tolerance, adjustable with potentiometer
Output current	0.57 A@48 V DC
Output power	25 W
Residual ripple, breaking spikes	< 100 mV _{pp}
Overload protection	120~150% Ikonst. of max. output power, automatic restart
Surge protection	55...62 V @ 48 V DC
Mains failure bridge-over time	20 ms
Control at 10...100% load	0.5%
Parallel connection option	Recommended with diode module
Insulation coordination	
Electrical isolation, output-earth	0.5 kV
Electrical isolation, input-earth	1.5 kV
Electrical isolation, input-output	3 kV
General data	
Ambient temperature (operational)	-20°C...70°C (>50°C derating, refer derated curve); 70% rated load@70°C
Storage temperature	-20 °C...+85 °C
Max. perm. air humidity (operational)	5 %...95 % RH
Degree of efficiency	83 % @ 48 V DC
Status indicator	Operation, green LED
Standards	EN 60950
EMC standards	EN 55011, EN 55022, EN 55024, EN 61000-6 /-2, -3
Mounting position, installation notice	Panel mount, screw fix
Weight	240 g
Approvals	CE
Screw connection	
Connection cross-section, solid, min. / max.	0.34 / 4 mm ²
Depth x width x height	91 / 51 / 28 mm

Input	
Input voltage	85...264 V AC / 110...370 V DC
Input current	0.3 A @ 230 V AC / 0.6 A @ 120 V AC
Input frequency	47...63 Hz
Input fuse (internal)	yes / max. 20A
Recommended back-up fuse	1 A at 230 V AC, characteristic curve C
Output	
Output voltage	48 V DC
Output voltage adjustment	± 10% nominal output voltage tolerance, adjustable with potentiometer
Output current	0.57 A@48 V DC
Output power	25 W
Residual ripple, breaking spikes	< 100 mV _{pp}
Overload protection	120~150% Ikonst. of max. output power, automatic restart
Surge protection	55...62 V @ 48 V DC
Mains failure bridge-over time	20 ms
Control at 10...100% load	0.5%
Parallel connection option	Recommended with diode module
Insulation coordination	
Electrical isolation, output-earth	0.5 kV
Electrical isolation, input-earth	1.5 kV
Electrical isolation, input-output	3 kV
General data	
Ambient temperature (operational)	-20°C...70°C (>50°C derating, refer derated curve); 70% rated load@70°C
Storage temperature	-20 °C...+85 °C
Max. perm. air humidity (operational)	5 %...95 % RH
Degree of efficiency	83 % @ 48 V DC
Status indicator	Operation, green LED
Standards	EN 60950
EMC standards	EN 55011, EN 55022, EN 55024, EN 61000-6 /-2, -3
Mounting position, installation notice	Panel mount, screw fix
Weight	240 g
Approvals	CE
Screw connection	
Connection cross-section, solid, min. / max.	0.34 / 4 mm ²
Depth x width x height	91 / 51 / 28 mm

Note

Ordering data

Type	Qty.	Order No.
CP E SNT 25W 24V 1.1A	1	1202620000

Type	Qty.	Order No.
CP E SNT 25W 48V 0.57A	1	1202610000

Note

The internal varistor found in a switch-mode power supply does not replace the necessary surge protection in a system.

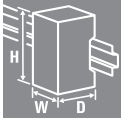
The internal varistor found in a switch-mode power supply does not replace the necessary surge protection in a system.

Accessories

Note

connectPower PRO-E

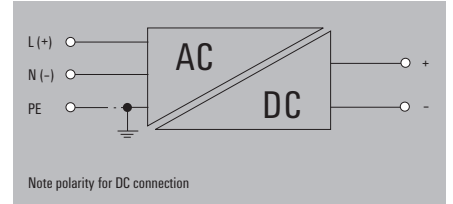
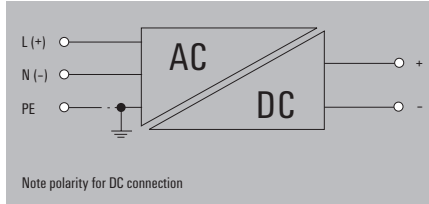
connectPower PRO-E



CP E SNT 50W 5V 10A



CP E SNT 50 W 12V 4.2A



Technical data

Input	
Input voltage	85...264 V AC / 110...370 V DC
Input current	0.6 A @ 230 V AC / 1.2 A @ 120 V AC
Input frequency	47...63 Hz
Input fuse (internal)	yes / max. 20A
Recommended back-up fuse	2 A at 230 V AC, characteristic curve C
Output	
Output voltage	5 V DC
Output voltage adjustment	± 10% nominal output voltage tolerance, adjustable with potentiometer
Output current	10 A@5 V DC
Output power	50 W
Residual ripple, breaking spikes	< 100 mV _{pp}
Overload protection	120~150% Ikonst. of max. output power, automatic restart
Surge protection	5.6...6.8 V @ 5 V DC
Mains failure bridge-over time	20 ms
Control at 10...100% load	0.5%
Parallel connection option	Recommended with diode module
Insulation coordination	
Electrical isolation, output-earth	0.5 kV
Electrical isolation, input-earth	1.5 kV
Electrical isolation, input-output	3 kV
General data	
Ambient temperature (operational)	-20°C...70°C (>50°C derating, refer derated curve); 70% rated load@70°C
Storage temperature	-20 °C...+85 °C
Max. perm. air humidity (operational)	5 %...95 % RH
Degree of efficiency	78 % @ 5 V DC
Status indicator	Operation, green LED
Standards	EN 60950
EMC standards	EN 55011, EN 55022, EN 55024, EN 61000-6 /-2, -3
Mounting position, installation notice	Panel mount, screw fix
Weight	310 g
Approvals	CE
Screw connection	
Connection cross-section, solid, min. / max.	0.34 / 4 mm ²
Depth x width x height	105 / 100 / 35 mm

Input	
Input voltage	85...264 V AC / 110...370 V DC
Input current	0.6 A @ 230 V AC / 1.2 A @ 120 V AC
Input frequency	47...63 Hz
Input fuse (internal)	yes / max. 20A
Recommended back-up fuse	2 A at 230 V AC, characteristic curve C
Output	
Output voltage	12 V DC
Output voltage adjustment	± 10% nominal output voltage tolerance, adjustable with potentiometer
Output current	4.2 A@12 V DC
Output power	50 W
Residual ripple, breaking spikes	< 100 mV _{pp}
Overload protection	120~150% Ikonst. of max. output power, automatic restart
Surge protection	13.5...16.2 V @ 12 V DC
Mains failure bridge-over time	20 ms
Control at 10...100% load	0.5%
Parallel connection option	Recommended with diode module
Insulation coordination	
Electrical isolation, output-earth	0.5 kV
Electrical isolation, input-earth	1.5 kV
Electrical isolation, input-output	3 kV
General data	
Ambient temperature (operational)	-20°C...70°C (>50°C derating, refer derated curve); 70% rated load@70°C
Storage temperature	-20 °C...+85 °C
Max. perm. air humidity (operational)	5 %...95 % RH
Degree of efficiency	81 % @ 12 V DC
Status indicator	Operation, green LED
Standards	EN 60950
EMC standards	EN 55011, EN 55022, EN 55024, EN 61000-6 /-2, -3
Mounting position, installation notice	Panel mount, screw fix
Weight	310 g
Approvals	CE
Screw connection	
Connection cross-section, solid, min. / max.	0.34 / 4 mm ²
Depth x width x height	105 / 100 / 35 mm

Input	
Input voltage	85...264 V AC / 110...370 V DC
Input current	0.6 A @ 230 V AC / 1.2 A @ 120 V AC
Input frequency	47...63 Hz
Input fuse (internal)	yes / max. 20A
Recommended back-up fuse	2 A at 230 V AC, characteristic curve C
Output	
Output voltage	12 V DC
Output voltage adjustment	± 10% nominal output voltage tolerance, adjustable with potentiometer
Output current	4.2 A@12 V DC
Output power	50 W
Residual ripple, breaking spikes	< 100 mV _{pp}
Overload protection	120~150% Ikonst. of max. output power, automatic restart
Surge protection	13.5...16.2 V @ 12 V DC
Mains failure bridge-over time	20 ms
Control at 10...100% load	0.5%
Parallel connection option	Recommended with diode module
Insulation coordination	
Electrical isolation, output-earth	0.5 kV
Electrical isolation, input-earth	1.5 kV
Electrical isolation, input-output	3 kV
General data	
Ambient temperature (operational)	-20°C...70°C (>50°C derating, refer derated curve); 70% rated load@70°C
Storage temperature	-20 °C...+85 °C
Max. perm. air humidity (operational)	5 %...95 % RH
Degree of efficiency	81 % @ 12 V DC
Status indicator	Operation, green LED
Standards	EN 60950
EMC standards	EN 55011, EN 55022, EN 55024, EN 61000-6 /-2, -3
Mounting position, installation notice	Panel mount, screw fix
Weight	310 g
Approvals	CE
Screw connection	
Connection cross-section, solid, min. / max.	0.34 / 4 mm ²
Depth x width x height	105 / 100 / 35 mm

Note

Ordering data

Type	Qty.	Order No.
CP E SNT 50W 5V 10A	1	1202590000

Type	Qty.	Order No.
CP E SNT 50W 12V 4.2A	1	1202580000

Note

The internal varistor found in a switch-mode power supply does not replace the necessary surge protection in a system.

The internal varistor found in a switch-mode power supply does not replace the necessary surge protection in a system.

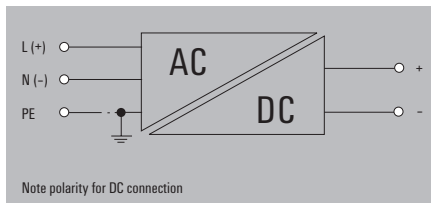
Accessories

Note

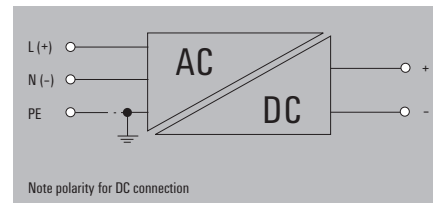
connectPower
PRO-E



CP E SNT 50W 24V 2.2A



CP E SNT 50W 48V 1.1A



Technical data

Input	
Input voltage	85...264 V AC / 110...370 V DC
Input current	0.6 A @ 230 V AC / 1.2 A @ 120 V AC
Input frequency	47...63 Hz
Input fuse (internal)	yes / max. 20A
Recommended back-up fuse	2 A at 230 V AC, characteristic curve C
Output	
Output voltage	24 V DC
Output voltage adjustment	± 10% nominal output voltage tolerance, adjustable with potentiometer
Output current	2.2 A@24 V DC
Output power	50 W
Residual ripple, breaking spikes	< 100 mV _{pp}
Overload protection	120~150% Ikonst. of max. output power, automatic restart
Surge protection	28...32 V @ 24 V DC
Mains failure bridge-over time	20 ms
Control at 10...100% load	0.5%
Parallel connection option	Recommended with diode module
Insulation coordination	
Electrical isolation, output-earth	0.5 kV
Electrical isolation, input-earth	1.5 kV
Electrical isolation, input-output	3 kV
General data	
Ambient temperature (operational)	-20°C...70°C (>50°C derating, refer derated curve); 70% rated load@70°C
Storage temperature	-20 °C...+85 °C
Max. perm. air humidity (operational)	5 %...95 % RH
Degree of efficiency	84 % @ 24 V DC
Status indicator	Operation, green LED
Standards	EN 60950
EMC standards	EN 55011, EN 55022, EN 55024, EN 61000-6 /-2, -3
Mounting position, installation notice	Panel mount, screw fix
Weight	310 g
Approvals	CE
Screw connection	
Connection cross-section, solid, min. / max.	0.34 / 4 mm ²
Depth x width x height	105 / 100 / 35 mm

Input	
Input voltage	85...264 V AC / 110...370 V DC
Input current	0.6 A @ 230 V AC / 1.2 A @ 120 V AC
Input frequency	47...63 Hz
Input fuse (internal)	yes / max. 20A
Recommended back-up fuse	2 A at 230 V AC, characteristic curve C
Output	
Output voltage	48 V DC
Output voltage adjustment	± 10% nominal output voltage tolerance, adjustable with potentiometer
Output current	1.1 A@48 V DC
Output power	50 W
Residual ripple, breaking spikes	< 100 mV _{pp}
Overload protection	120~150% Ikonst. of max. output power, automatic restart
Surge protection	55...62 V @ 48 V DC
Mains failure bridge-over time	20 ms
Control at 10...100% load	0.5%
Parallel connection option	Recommended with diode module
Insulation coordination	
Electrical isolation, output-earth	0.5 kV
Electrical isolation, input-earth	1.5 kV
Electrical isolation, input-output	3 kV
General data	
Ambient temperature (operational)	-20°C...70°C (>50°C derating, refer derated curve); 70% rated load@70°C
Storage temperature	-20 °C...+85 °C
Max. perm. air humidity (operational)	5 %...95 % RH
Degree of efficiency	86 % @ 48 V DC
Status indicator	Operation, green LED
Standards	EN 60950
EMC standards	EN 55011, EN 55022, EN 55024, EN 61000-6 /-2, -3
Mounting position, installation notice	Panel mount, screw fix
Weight	310 g
Approvals	CE
Screw connection	
Connection cross-section, solid, min. / max.	0.34 / 4 mm ²
Depth x width x height	105 / 100 / 35 mm

Input	
Input voltage	85...264 V AC / 110...370 V DC
Input current	0.6 A @ 230 V AC / 1.2 A @ 120 V AC
Input frequency	47...63 Hz
Input fuse (internal)	yes / max. 20A
Recommended back-up fuse	2 A at 230 V AC, characteristic curve C
Output	
Output voltage	48 V DC
Output voltage adjustment	± 10% nominal output voltage tolerance, adjustable with potentiometer
Output current	1.1 A@48 V DC
Output power	50 W
Residual ripple, breaking spikes	< 100 mV _{pp}
Overload protection	120~150% Ikonst. of max. output power, automatic restart
Surge protection	55...62 V @ 48 V DC
Mains failure bridge-over time	20 ms
Control at 10...100% load	0.5%
Parallel connection option	Recommended with diode module
Insulation coordination	
Electrical isolation, output-earth	0.5 kV
Electrical isolation, input-earth	1.5 kV
Electrical isolation, input-output	3 kV
General data	
Ambient temperature (operational)	-20°C...70°C (>50°C derating, refer derated curve); 70% rated load@70°C
Storage temperature	-20 °C...+85 °C
Max. perm. air humidity (operational)	5 %...95 % RH
Degree of efficiency	86 % @ 48 V DC
Status indicator	Operation, green LED
Standards	EN 60950
EMC standards	EN 55011, EN 55022, EN 55024, EN 61000-6 /-2, -3
Mounting position, installation notice	Panel mount, screw fix
Weight	310 g
Approvals	CE
Screw connection	
Connection cross-section, solid, min. / max.	0.34 / 4 mm ²
Depth x width x height	105 / 100 / 35 mm

Note

Ordering data

Type	Qty.	Order No.
CP E SNT 50W 24V 2.2A	1	1202450000

Type	Qty.	Order No.
CP E SNT 50W 48V 1.1A	1	1202460000

Note

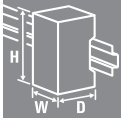
The internal varistor found in a switch-mode power supply does not replace the necessary surge protection in a system.

The internal varistor found in a switch-mode power supply does not replace the necessary surge protection in a system.

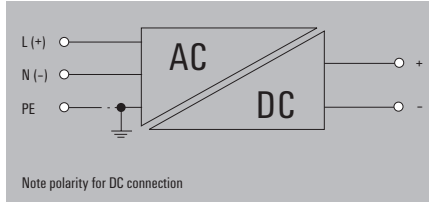
Accessories

Note

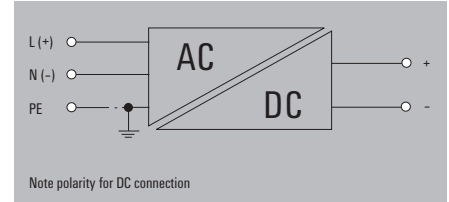
connectPower PRO-E



CP E SNT 75W 5V 12A



CP E SNT 75W 12V 6A



Technical data

Input	
Input voltage	85...264 V AC / 110...370 V DC
Input current	1 A @ 230 V AC / 2 A @ 120 V AC
Input frequency	47...63 Hz
Input fuse (internal)	yes / max. 20A
Recommended back-up fuse	4 A at 230 V AC, characteristic curve C
Output	
Output voltage	5 V DC
Output voltage adjustment	± 10% nominal output voltage tolerance, adjustable with potentiometer
Output current	12 A@5 V DC
Output power	75 W
Residual ripple, breaking spikes	< 100 mV _{pp}
Overload protection	120~150% lkonst. of max. output power, automatic restart
Surge protection	5.6...6.8 V @ 5 V DC
Mains failure bridge-over time	20 ms
Control at 10...100% load	0.5%
Parallel connection option	Recommended with diode module
Insulation coordination	
Electrical isolation, output-earth	0.5 kV
Electrical isolation, input-earth	1.5 kV
Electrical isolation, input-output	3 kV
General data	
Ambient temperature (operational)	-20°C...70°C (>50°C derating, refer derated curve); 70% rated load@70°C
Storage temperature	-20 °C...+85 °C
Max. perm. air humidity (operational)	5 %...95 % RH
Degree of efficiency	76 % @ 5 V DC
Status indicator	Operation, green LED
Standards	EN 60950
EMC standards	EN 55011, EN 55022, EN 55024, EN 61000-6 /-2, -3
Mounting position, installation notice	Panel mount, screw fix
Weight	440 g
Approvals	CE
Screw connection	
Connection cross-section, solid, min. / max.	0.34 / 4 mm ²
Depth x width x height	135 / 98.5 / 40 mm

Output voltage	12 V DC
Output voltage adjustment	± 10% nominal output voltage tolerance, adjustable with potentiometer
Output current	6 A@12 V DC
Output power	75 W
Residual ripple, breaking spikes	< 100 mV _{pp}
Overload protection	120~150% lkonst. of max. output power, automatic restart
Surge protection	13.5...16.2 V @ 12 V DC
Mains failure bridge-over time	20 ms
Control at 10...100% load	0.5%
Parallel connection option	Recommended with diode module
Electrical isolation, output-earth	0.5 kV
Electrical isolation, input-earth	1.5 kV
Electrical isolation, input-output	3 kV
Ambient temperature (operational)	-20°C...70°C (>50°C derating, refer derated curve); 70% rated load@70°C
Storage temperature	-20 °C...+85 °C
Max. perm. air humidity (operational)	5 %...95 % RH
Degree of efficiency	81 % @ 12 V DC
Status indicator	Operation, green LED
Standards	EN 60950
EMC standards	EN 55011, EN 55022, EN 55024, EN 61000-6 /-2, -3
Mounting position, installation notice	Panel mount, screw fix
Weight	440 g
Approvals	CE
Connection cross-section, solid, min. / max.	0.34 / 4 mm ²
Depth x width x height	135 / 98.5 / 40 mm

Output voltage	12 V DC
Output voltage adjustment	± 10% nominal output voltage tolerance, adjustable with potentiometer
Output current	6 A@12 V DC
Output power	75 W
Residual ripple, breaking spikes	< 100 mV _{pp}
Overload protection	120~150% lkonst. of max. output power, automatic restart
Surge protection	13.5...16.2 V @ 12 V DC
Mains failure bridge-over time	20 ms
Control at 10...100% load	0.5%
Parallel connection option	Recommended with diode module
Electrical isolation, output-earth	0.5 kV
Electrical isolation, input-earth	1.5 kV
Electrical isolation, input-output	3 kV
Ambient temperature (operational)	-20°C...70°C (>50°C derating, refer derated curve); 70% rated load@70°C
Storage temperature	-20 °C...+85 °C
Max. perm. air humidity (operational)	5 %...95 % RH
Degree of efficiency	81 % @ 12 V DC
Status indicator	Operation, green LED
Standards	EN 60950
EMC standards	EN 55011, EN 55022, EN 55024, EN 61000-6 /-2, -3
Mounting position, installation notice	Panel mount, screw fix
Weight	440 g
Approvals	CE
Connection cross-section, solid, min. / max.	0.34 / 4 mm ²
Depth x width x height	135 / 98.5 / 40 mm

Note

Ordering data

Type	Qty.	Order No.
CP E SNT 75W 5V 12A	1	1202470000

Type	Qty.	Order No.
CP E SNT 75W 12V 6A	1	1202480000

Note

The internal varistor found in a switch-mode power supply does not replace the necessary surge protection in a system.

The internal varistor found in a switch-mode power supply does not replace the necessary surge protection in a system.

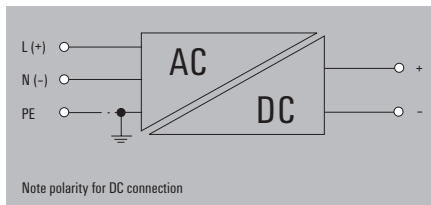
Accessories

Note

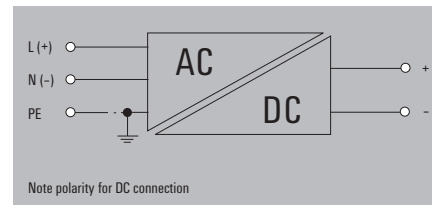
connectPower
PRO-E



CP E SNT 75W 24V 3.2A



CP E SNT 75W 48V 1.6A



Technical data

Input	
Input voltage	85...264 V AC / 110...370 V DC
Input current	1 A @ 230 V AC / 2 A @ 120 V AC
Input frequency	47...63 Hz
Input fuse (internal)	yes / max. 20A
Recommended back-up fuse	4 A at 230 V AC, characteristic curve C
Output	
Output voltage	24 V DC
Output voltage adjustment	± 10% nominal output voltage tolerance, adjustable with potentiometer
Output current	3.2 A@24 V DC
Output power	75 W
Residual ripple, breaking spikes	< 100 mV _{pp}
Overload protection	120~150% Ikonst. of max. output power, automatic restart
Surge protection	28...32 V @ 24 V DC
Mains failure bridge-over time	20 ms
Control at 10...100% load	0.5%
Parallel connection option	Recommended with diode module
Insulation coordination	
Electrical isolation, output-earth	0.5 kV
Electrical isolation, input-earth	1.5 kV
Electrical isolation, input-output	3 kV
General data	
Ambient temperature (operational)	-20°C...70°C (>50°C derating, refer derated curve); 70% rated load@70°C
Storage temperature	-20 °C...+85 °C
Max. perm. air humidity (operational)	5 %...95 % RH
Degree of efficiency	85 % @ 24 V DC
Status indicator	Operation, green LED
Standards	EN 60950
EMC standards	EN 55011, EN 55022, EN 55024, EN 61000-6 /-2, -3
Mounting position, installation notice	Panel mount, screw fix
Weight	440 g
Approvals	CE
Screw connection	
Connection cross-section, solid, min. / max.	0.34 / 4 mm ²
Depth x width x height	135 / 98.5 / 40 mm

Output voltage	48 V DC
Output voltage adjustment	± 10% nominal output voltage tolerance, adjustable with potentiometer
Output current	1.6 A@48 V DC
Output power	75 W
Residual ripple, breaking spikes	< 100 mV _{pp}
Overload protection	120~150% Ikonst. of max. output power, automatic restart
Surge protection	55...62 V @ 48 V DC
Mains failure bridge-over time	20 ms
Control at 10...100% load	0.5%
Parallel connection option	Recommended with diode module
Electrical isolation, output-earth	0.5 kV
Electrical isolation, input-earth	1.5 kV
Electrical isolation, input-output	3 kV
Ambient temperature (operational)	-20°C...70°C (>50°C derating, refer derated curve); 70% rated load@70°C
Storage temperature	-20 °C...+85 °C
Max. perm. air humidity (operational)	5 %...95 % RH
Degree of efficiency	86 % @ 48 V DC
Status indicator	Operation, green LED
Standards	EN 60950
EMC standards	EN 55011, EN 55022, EN 55024, EN 61000-6 /-2, -3
Mounting position, installation notice	Panel mount, screw fix
Weight	440 g
Approvals	CE
Connection cross-section, solid, min. / max.	0.34 / 4 mm ²
Depth x width x height	135 / 98.5 / 40 mm

Input	
Input voltage	85...264 V AC / 110...370 V DC
Input current	1 A @ 230 V AC / 2 A @ 120 V AC
Input frequency	47...63 Hz
Input fuse (internal)	yes / max. 20A
Recommended back-up fuse	4 A at 230 V AC, characteristic curve C
Output	
Output voltage	48 V DC
Output voltage adjustment	± 10% nominal output voltage tolerance, adjustable with potentiometer
Output current	1.6 A@48 V DC
Output power	75 W
Residual ripple, breaking spikes	< 100 mV _{pp}
Overload protection	120~150% Ikonst. of max. output power, automatic restart
Surge protection	55...62 V @ 48 V DC
Mains failure bridge-over time	20 ms
Control at 10...100% load	0.5%
Parallel connection option	Recommended with diode module
Electrical isolation, output-earth	0.5 kV
Electrical isolation, input-earth	1.5 kV
Electrical isolation, input-output	3 kV
Ambient temperature (operational)	-20°C...70°C (>50°C derating, refer derated curve); 70% rated load@70°C
Storage temperature	-20 °C...+85 °C
Max. perm. air humidity (operational)	5 %...95 % RH
Degree of efficiency	86 % @ 48 V DC
Status indicator	Operation, green LED
Standards	EN 60950
EMC standards	EN 55011, EN 55022, EN 55024, EN 61000-6 /-2, -3
Mounting position, installation notice	Panel mount, screw fix
Weight	440 g
Approvals	CE
Connection cross-section, solid, min. / max.	0.34 / 4 mm ²
Depth x width x height	135 / 98.5 / 40 mm

Note

Ordering data

Type	Qty.	Order No.
CP E SNT 75W 24V 3.2A	1	1202490000

Note

Type	Qty.	Order No.
CP E SNT 75W 48V 1.6A	1	1202510000

Note

The internal varistor found in a switch-mode power supply does not replace the necessary surge protection in a system.

The internal varistor found in a switch-mode power supply does not replace the necessary surge protection in a system.

Accessories

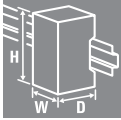
Note

Note

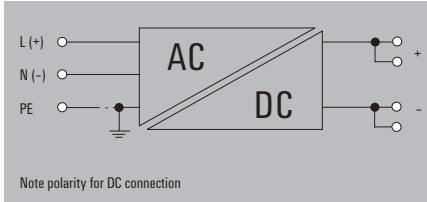
Note

connectPower PRO-E

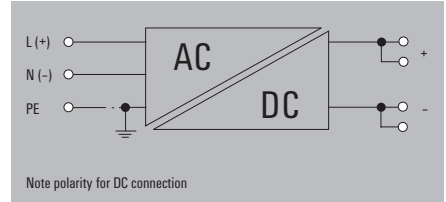
connectPower PRO-E



CP E SNT 100W 5V 16A



CP E SNT 100W 12V 8.5A



Technical data

Input	
Input voltage	88...132 V AC / 176...264 V AC optional / 250...370 V DC
Input current	1.5 A @ 230 V AC / 3 A @ 120 V AC
Input frequency	47...63 Hz
Input fuse (internal)	yes / max. 20A
Recommended back-up fuse	4 A at 230 V AC, characteristic curve C
Output	
Output voltage	5 V DC
Output voltage adjustment	± 10% nominal output voltage tolerance, adjustable with potentiometer
Output current	16 A@5 V DC
Output power	100 W
Residual ripple, breaking spikes	< 100 mV _{pp}
Overload protection	120~150% lkonst. of max. output power, automatic restart
Surge protection	5.6...6.8 V @ 5 V DC
Mains failure bridge-over time	20 ms
Control at 10...100% load	0.5%
Parallel connection option	Recommended with diode module
Insulation coordination	
Electrical isolation, output-earth	0.5 kV
Electrical isolation, input-earth	1.5 kV
Electrical isolation, input-output	3 kV
General data	
Ambient temperature (operational)	-20°C...70°C (>50°C derating, refer derated curve); 70% rated load@70°C
Storage temperature	-20 °C...+85 °C
Max. perm. air humidity (operational)	5 %...95 % RH
Degree of efficiency	77 % @ 5 V DC
Status indicator	Operation, green LED
Standards	EN 60950
EMC standards	EN 55011, EN 55022, EN 55024, EN 61000-6 /2, -3
Mounting position, installation notice	Panel mount, screw fix
Weight	590 g
Approvals	CE
Screw connection	
Connection cross-section, solid, min. / max.	0.34 / 4 mm ²
Depth x width x height	164 / 97.5 / 40 mm

Input	
Input voltage	88...132 V AC / 176...264 V AC optional / 250...370 V DC
Input current	1.5 A @ 230 V AC / 3 A @ 120 V AC
Input frequency	47...63 Hz
Input fuse (internal)	yes / max. 20A
Recommended back-up fuse	4 A at 230 V AC, characteristic curve C
Output	
Output voltage	12 V DC
Output voltage adjustment	± 10% nominal output voltage tolerance, adjustable with potentiometer
Output current	8.5 A@12 V DC
Output power	100 W
Residual ripple, breaking spikes	< 100 mV _{pp}
Overload protection	120~150% lkonst. of max. output power, automatic restart
Surge protection	13.5...16.2 V @ 12 V DC
Mains failure bridge-over time	20 ms
Control at 10...100% load	0.5%
Parallel connection option	Recommended with diode module
Insulation coordination	
Electrical isolation, output-earth	0.5 kV
Electrical isolation, input-earth	1.5 kV
Electrical isolation, input-output	3 kV
General data	
Ambient temperature (operational)	-20°C...70°C (>50°C derating, refer derated curve); 70% rated load@70°C
Storage temperature	-20 °C...+85 °C
Max. perm. air humidity (operational)	5 %...95 % RH
Degree of efficiency	81 % @ 12 V DC
Status indicator	Operation, green LED
Standards	EN 60950
EMC standards	EN 55011, EN 55022, EN 55024, EN 61000-6 /2, -3
Mounting position, installation notice	Panel mount, screw fix
Weight	590 g
Approvals	CE
Screw connection	
Connection cross-section, solid, min. / max.	0.34 / 4 mm ²
Depth x width x height	164 / 97.5 / 40 mm

Input	
Input voltage	88...132 V AC / 176...264 V AC optional / 250...370 V DC
Input current	1.5 A @ 230 V AC / 3 A @ 120 V AC
Input frequency	47...63 Hz
Input fuse (internal)	yes / max. 20A
Recommended back-up fuse	4 A at 230 V AC, characteristic curve C
Output	
Output voltage	12 V DC
Output voltage adjustment	± 10% nominal output voltage tolerance, adjustable with potentiometer
Output current	8.5 A@12 V DC
Output power	100 W
Residual ripple, breaking spikes	< 100 mV _{pp}
Overload protection	120~150% lkonst. of max. output power, automatic restart
Surge protection	13.5...16.2 V @ 12 V DC
Mains failure bridge-over time	20 ms
Control at 10...100% load	0.5%
Parallel connection option	Recommended with diode module
Insulation coordination	
Electrical isolation, output-earth	0.5 kV
Electrical isolation, input-earth	1.5 kV
Electrical isolation, input-output	3 kV
General data	
Ambient temperature (operational)	-20°C...70°C (>50°C derating, refer derated curve); 70% rated load@70°C
Storage temperature	-20 °C...+85 °C
Max. perm. air humidity (operational)	5 %...95 % RH
Degree of efficiency	81 % @ 12 V DC
Status indicator	Operation, green LED
Standards	EN 60950
EMC standards	EN 55011, EN 55022, EN 55024, EN 61000-6 /2, -3
Mounting position, installation notice	Panel mount, screw fix
Weight	590 g
Approvals	CE
Screw connection	
Connection cross-section, solid, min. / max.	0.34 / 4 mm ²
Depth x width x height	164 / 97.5 / 40 mm

Note

Ordering data

Type	Qty.	Order No.
CP E SNT 100W 5V 16A	1	1165820000

Type	Qty.	Order No.
CP E SNT 100W 12V 8.5A	1	1165830000

Note

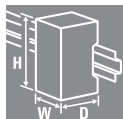
The internal varistor found in a switch-mode power supply does not replace the necessary surge protection in a system.

The internal varistor found in a switch-mode power supply does not replace the necessary surge protection in a system.

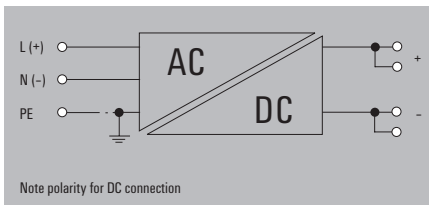
Accessories

Note

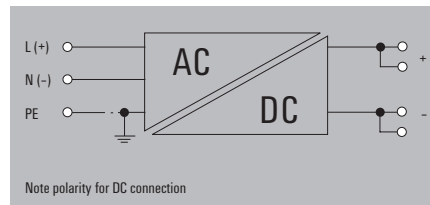
connectPower
PRO-E



CP E SNT 100W 24V 4.5A



CP E SNT 100W 48V 2.3A



Technical data

Input	
Input voltage	88...132 V AC / 176...264 V AC optional / 250...370 V DC
Input current	1.5 A @ 230 V AC / 3 A @ 120 V AC
Input frequency	47...63 Hz
Input fuse (internal)	yes / max. 20A
Recommended back-up fuse	4 A at 230 V AC, characteristic curve C
Output	
Output voltage	24 V DC
Output voltage adjustment	± 10% nominal output voltage tolerance, adjustable with potentiometer
Output current	4.5 A@24 V DC
Output power	100 W
Residual ripple, breaking spikes	< 100 mV _{pp}
Overload protection	120~150% Ikonst. of max. output power, automatic restart
Surge protection	28...32 V @ 24 V DC
Mains failure bridge-over time	20 ms
Control at 10...100% load	0.5%
Parallel connection option	Recommended with diode module
Insulation coordination	
Electrical isolation, output-earth	0.5 kV
Electrical isolation, input-earth	1.5 kV
Electrical isolation, input-output	3 kV
General data	
Ambient temperature (operational)	-20°C...70°C (>50°C derating, refer derated curve); 70% rated load@70°C
Storage temperature	-20 °C...+85 °C
Max. perm. air humidity (operational)	5 %...95 % RH
Degree of efficiency	85 % @ 24 V DC
Status indicator	Operation, green LED
Standards	EN 60950
EMC standards	EN 55011, EN 55022, EN 55024, EN 61000-6 /2, -3
Mounting position, installation notice	Panel mount, screw fix
Weight	590 g
Approvals	CE
Screw connection	
Connection cross-section, solid, min. / max.	0.34 / 4 mm ²
Depth x width x height	164 / 97.5 / 40 mm

Output voltage	48 V DC
Output voltage adjustment	± 10% nominal output voltage tolerance, adjustable with potentiometer
Output current	2.3 A@48 V DC
Output power	100 W
Residual ripple, breaking spikes	< 100 mV _{pp}
Overload protection	120~150% Ikonst. of max. output power, automatic restart
Surge protection	55...62 V @ 48 V DC
Mains failure bridge-over time	20 ms
Control at 10...100% load	0.5%
Parallel connection option	Recommended with diode module
Insulation coordination	
Electrical isolation, output-earth	0.5 kV
Electrical isolation, input-earth	1.5 kV
Electrical isolation, input-output	3 kV
General data	
Ambient temperature (operational)	-20°C...70°C (>50°C derating, refer derated curve); 70% rated load@70°C
Storage temperature	-20 °C...+85 °C
Max. perm. air humidity (operational)	5 %...95 % RH
Degree of efficiency	86 % @ 48 V DC
Status indicator	Operation, green LED
Standards	EN 60950
EMC standards	EN 55011, EN 55022, EN 55024, EN 61000-6 /2, -3
Mounting position, installation notice	Panel mount, screw fix
Weight	590 g
Approvals	CE
Screw connection	
Connection cross-section, solid, min. / max.	0.34 / 4 mm ²
Depth x width x height	164 / 97.5 / 40 mm

Note	
The internal varistor found in a switch-mode power supply does not replace the necessary surge protection in a system.	

Ordering data

Type	Qty.	Order No.
CP E SNT 100W 24V 4.5A	1	1165840000

Type	Qty.	Order No.
CP E SNT 100W 48V 2.3A	1	1165850000

Type	Qty.	Order No.
CP E SNT 100W 48V 2.3A	1	1165850000

Note	
The internal varistor found in a switch-mode power supply does not replace the necessary surge protection in a system.	

Note	
The internal varistor found in a switch-mode power supply does not replace the necessary surge protection in a system.	

Note	
The internal varistor found in a switch-mode power supply does not replace the necessary surge protection in a system.	

Accessories

Note	

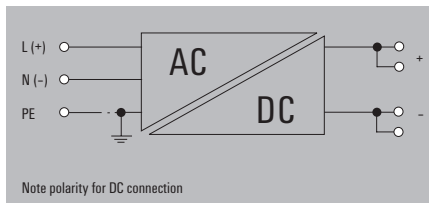
Note	

Note	

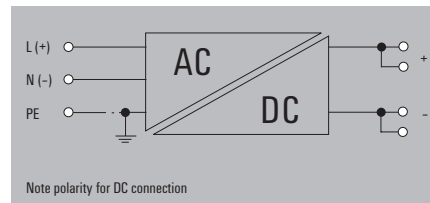
connectPower PRO-E



CP E SNT 150W 12V 12.5A



CP E SNT 150W 24V 6.5A



Technical data

Input	
Input voltage	88...132 V AC / 176...264 V AC optional / 250...370 V DC
Input current	2 A @ 230 V AC / 3.5 A @ 120 V AC
Input frequency	47...63 Hz
Input fuse (internal)	yes / max. 35A
Recommended back-up fuse	4 A at 230 V AC, characteristic curve C
Output	
Output voltage	12 V DC
Output voltage adjustment	± 10% nominal output voltage tolerance, adjustable with potentiometer
Output current	12.5 A@12 V DC
Output power	150 W
Residual ripple, breaking spikes	< 100 mV _{pp}
Overload protection	120~150% lkonst. of max. output power, automatic restart
Surge protection	13.5...16.2 V @ 12 V DC
Mains failure bridge-over time	20 ms
Control at 10...100% load	0.5%
Parallel connection option	Recommended with diode module
Insulation coordination	
Electrical isolation, output-earth	0.5 kV
Electrical isolation, input-earth	1.5 kV
Electrical isolation, input-output	3 kV
General data	
Ambient temperature (operational)	-20°C...70°C (>50°C derating, refer derated curve); 70% rated load@70°C
Storage temperature	-20 °C...+85 °C
Max. perm. air humidity (operational)	5 %...95 % RH
Degree of efficiency	82 % @ 12 V DC
Status indicator	Operation, green LED
Standards	EN 60950
EMC standards	EN 55011, EN 55022, EN 55024, EN 61000-6 /2, -3
Mounting position, installation notice	Panel mount, screw fix
Weight	820 g
Approvals	CE
Screw connection	
Connection cross-section, solid, min. / max.	0.34 / 4 mm ²
Depth x width x height	205 / 99 / 40 mm

Input	
Input voltage	88...132 V AC / 176...264 V AC optional / 250...370 V DC
Input current	2 A @ 230 V AC / 3.5 A @ 120 V AC
Input frequency	47...63 Hz
Input fuse (internal)	yes / max. 35A
Recommended back-up fuse	4 A at 230 V AC, characteristic curve C
Output	
Output voltage	24 V DC
Output voltage adjustment	± 10% nominal output voltage tolerance, adjustable with potentiometer
Output current	6.5 A@24 V DC
Output power	150 W
Residual ripple, breaking spikes	< 100 mV _{pp}
Overload protection	120~150% lkonst. of max. output power, automatic restart
Surge protection	28...32 V @ 24 V DC
Mains failure bridge-over time	20 ms
Control at 10...100% load	0.5%
Parallel connection option	Recommended with diode module
Insulation coordination	
Electrical isolation, output-earth	0.5 kV
Electrical isolation, input-earth	1.5 kV
Electrical isolation, input-output	3 kV
General data	
Ambient temperature (operational)	-20°C...70°C (>50°C derating, refer derated curve); 70% rated load@70°C
Storage temperature	-20 °C...+85 °C
Max. perm. air humidity (operational)	5 %...95 % RH
Degree of efficiency	86 % @ 24 V DC
Status indicator	Operation, green LED
Standards	EN 60950
EMC standards	EN 55011, EN 55022, EN 55024, EN 61000-6 /2, -3
Mounting position, installation notice	Panel mount, screw fix
Weight	820 g
Approvals	CE
Screw connection	
Connection cross-section, solid, min. / max.	0.34 / 4 mm ²
Depth x width x height	205 / 99 / 40 mm

Input	
Input voltage	88...132 V AC / 176...264 V AC optional / 250...370 V DC
Input current	2 A @ 230 V AC / 3.5 A @ 120 V AC
Input frequency	47...63 Hz
Input fuse (internal)	yes / max. 35A
Recommended back-up fuse	4 A at 230 V AC, characteristic curve C
Output	
Output voltage	24 V DC
Output voltage adjustment	± 10% nominal output voltage tolerance, adjustable with potentiometer
Output current	6.5 A@24 V DC
Output power	150 W
Residual ripple, breaking spikes	< 100 mV _{pp}
Overload protection	120~150% lkonst. of max. output power, automatic restart
Surge protection	28...32 V @ 24 V DC
Mains failure bridge-over time	20 ms
Control at 10...100% load	0.5%
Parallel connection option	Recommended with diode module
Insulation coordination	
Electrical isolation, output-earth	0.5 kV
Electrical isolation, input-earth	1.5 kV
Electrical isolation, input-output	3 kV
General data	
Ambient temperature (operational)	-20°C...70°C (>50°C derating, refer derated curve); 70% rated load@70°C
Storage temperature	-20 °C...+85 °C
Max. perm. air humidity (operational)	5 %...95 % RH
Degree of efficiency	86 % @ 24 V DC
Status indicator	Operation, green LED
Standards	EN 60950
EMC standards	EN 55011, EN 55022, EN 55024, EN 61000-6 /2, -3
Mounting position, installation notice	Panel mount, screw fix
Weight	820 g
Approvals	CE
Screw connection	
Connection cross-section, solid, min. / max.	0.34 / 4 mm ²
Depth x width x height	205 / 99 / 40 mm

Note

Ordering data

Type	Qty.	Order No.
CP E SNT 150W 12V 12.5A	1	1165870000

Note

Ordering data

Type	Qty.	Order No.
CP E SNT 150W 24V 6.5A	1	1165880000

Note

The internal varistor found in a switch-mode power supply does not replace the necessary surge protection in a system.

The internal varistor found in a switch-mode power supply does not replace the necessary surge protection in a system.

Accessories

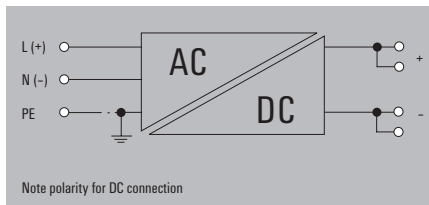
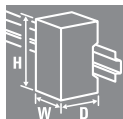
Note

Note

Note

**connectPower
PRO-E**

CP E SNT 150W 48V 3.3A



Technical data

Input	
Input voltage	88...132 V AC / 176...264 V AC optional / 250...370 V DC
Input current	2 A @ 230 V AC / 3.5 A @ 120 V AC
Input frequency	47...63 Hz
Input fuse (internal)	yes / max. 35A
Recommended back-up fuse	4 A at 230 V AC, characteristic curve C
Output	
Output voltage	48 V DC
Output voltage adjustment	± 10% nominal output voltage tolerance, adjustable with potentiometer
Output current	3.3 A@48 V DC
Output power	150 W
Residual ripple, breaking spikes	< 100 mV _{pp}
Overload protection	120~150% Ikonst. of max. output power, automatic restart
Surge protection	55...62 V @ 48 V DC
Mains failure bridge-over time	20 ms
Control at 10...100% load	0.5%
Parallel connection option	Recommended with diode module
Insulation coordination	
Electrical isolation, output-earth	0.5 kV
Electrical isolation, input-earth	1.5 kV
Electrical isolation, input-output	3 kV
General data	
Ambient temperature (operational)	-20°C...70°C (>50°C derating, refer derated curve); 70% rated load@70°C
Storage temperature	-20 °C...+85 °C
Max. perm. air humidity (operational)	5 %...95 % RH
Degree of efficiency	87 % @ 48 V DC
Status indicator	Operation, green LED
Standards	EN 60950
EMC standards	EN 55011, EN 55022, EN 55024, EN 61000-6 /2, -3
Mounting position, installation notice	Panel mount, screw fix
Weight	820 g
Approvals	CE
Screw connection	
Connection cross-section, solid, min. / max.	0.34 / 4 mm ²
Depth x width x height	205 / 99 / 40 mm

Technical data		
Input voltage	88...132 V AC / 176...264 V AC optional / 250...370 V DC	
Input current	2 A @ 230 V AC / 3.5 A @ 120 V AC	
Input frequency	47...63 Hz	
Input fuse (internal)	yes / max. 35A	
Recommended back-up fuse	4 A at 230 V AC, characteristic curve C	
Output		
Output voltage	48 V DC	
Output voltage adjustment	± 10% nominal output voltage tolerance, adjustable with potentiometer	
Output current	3.3 A@48 V DC	
Output power	150 W	
Residual ripple, breaking spikes	< 100 mV _{pp}	
Overload protection	120~150% Ikonst. of max. output power, automatic restart	
Surge protection	55...62 V @ 48 V DC	
Mains failure bridge-over time	20 ms	
Control at 10...100% load	0.5%	
Parallel connection option	Recommended with diode module	
Insulation coordination		
Electrical isolation, output-earth	0.5 kV	
Electrical isolation, input-earth	1.5 kV	
Electrical isolation, input-output	3 kV	
General data		
Ambient temperature (operational)	-20°C...70°C (>50°C derating, refer derated curve); 70% rated load@70°C	
Storage temperature	-20 °C...+85 °C	
Max. perm. air humidity (operational)	5 %...95 % RH	
Degree of efficiency	87 % @ 48 V DC	
Status indicator	Operation, green LED	
Standards	EN 60950	
EMC standards	EN 55011, EN 55022, EN 55024, EN 61000-6 /2, -3	
Mounting position, installation notice	Panel mount, screw fix	
Weight	820 g	
Approvals	CE	
Screw connection		
Connection cross-section, solid, min. / max.	0.34 / 4 mm ²	
Depth x width x height	205 / 99 / 40 mm	

Note

Ordering data

Type	Qty.	Order No.
CP E SNT 150W 48V 3.3A	1	1165890000

Note

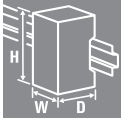
The internal varistor found in a switch-mode power supply does not replace the necessary surge protection in a system.

Accessories

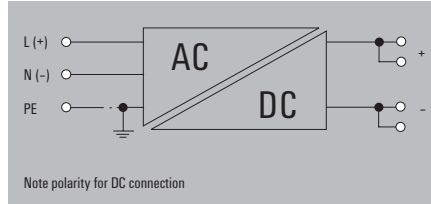
Note

connectPower PRO-E

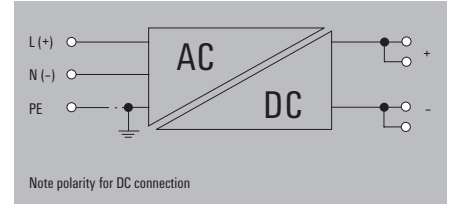
connectPower PRO-E



CP E SNT 250W 12V 21A



CP E SNT 250W 24V 10.5A



Technical data

Input	
Input voltage	88...132 V AC / 176...264 V AC optional / 250...370 V DC
Input current	2.5 A @ 230 V AC / 4.7 A @ 120 V AC
Input frequency	47...63 Hz
Input fuse (internal)	yes / max. 35A
Recommended back-up fuse	6 A at 230 V AC, characteristic curve C
Output	
Output voltage	12 V DC
Output voltage adjustment	± 10% nominal output voltage tolerance, adjustable with potentiometer
Output current	21 A @ 12 V DC
Output power	250 W
Residual ripple, breaking spikes	< 100 mV _{pp}
Overload protection	120~150% Ikonst. of max. output power, automatic restart
Surge protection	13.5...16.2 V @ 12 V DC
Mains failure bridge-over time	20 ms
Control at 10...100% load	0.5%
Parallel connection option	Recommended with diode module
Insulation coordination	
Electrical isolation, output-earth	0.5 kV
Electrical isolation, input-earth	1.5 kV
Electrical isolation, input-output	3 kV
General data	
Ambient temperature (operational)	-20°C...70°C (>50°C derating, refer derated curve); 70% rated load@70°C
Storage temperature	-20 °C...+85 °C
Max. perm. air humidity (operational)	5 %...95 % RH
Degree of efficiency	80 % @ 12 V DC
Status indicator	Operation, green LED
Standards	EN 60950
EMC standards	EN 55011, EN 55022, EN 55024, EN 61000-6 /-2, -3
Mounting position, installation notice	Panel mount, screw fix
Weight	1080 g
Approvals	CE
Screw connection	
Connection cross-section, solid, min. / max.	0.34 / 4 mm ²
Depth x width x height	231 / 115 / 49.5 mm

Input	
Input voltage	88...132 V AC / 176...264 V AC optional / 250...370 V DC
Input current	2.5 A @ 230 V AC / 4.7 A @ 120 V AC
Input frequency	47...63 Hz
Input fuse (internal)	yes / max. 35A
Recommended back-up fuse	6 A at 230 V AC, characteristic curve C
Output	
Output voltage	24 V DC
Output voltage adjustment	± 10% nominal output voltage tolerance, adjustable with potentiometer
Output current	10.5 A @ 24 V DC
Output power	250 W
Residual ripple, breaking spikes	< 100 mV _{pp}
Overload protection	120~150% Ikonst. of max. output power, automatic restart
Surge protection	28...32 V @ 24 V DC
Mains failure bridge-over time	20 ms
Control at 10...100% load	0.5%
Parallel connection option	Recommended with diode module
Insulation coordination	
Electrical isolation, output-earth	0.5 kV
Electrical isolation, input-earth	1.5 kV
Electrical isolation, input-output	3 kV
General data	
Ambient temperature (operational)	-20°C...70°C (>50°C derating, refer derated curve); 70% rated load@70°C
Storage temperature	-20 °C...+85 °C
Max. perm. air humidity (operational)	5 %...95 % RH
Degree of efficiency	81 % @ 24 V DC
Status indicator	Operation, green LED
Standards	EN 60950
EMC standards	EN 55011, EN 55022, EN 55024, EN 61000-6 /-2, -3
Mounting position, installation notice	Panel mount, screw fix
Weight	1080 g
Approvals	CE
Screw connection	
Connection cross-section, solid, min. / max.	0.34 / 4 mm ²
Depth x width x height	231 / 115 / 49.5 mm

Input	
Input voltage	88...132 V AC / 176...264 V AC optional / 250...370 V DC
Input current	2.5 A @ 230 V AC / 4.7 A @ 120 V AC
Input frequency	47...63 Hz
Input fuse (internal)	yes / max. 35A
Recommended back-up fuse	6 A at 230 V AC, characteristic curve C
Output	
Output voltage	24 V DC
Output voltage adjustment	± 10% nominal output voltage tolerance, adjustable with potentiometer
Output current	10.5 A @ 24 V DC
Output power	250 W
Residual ripple, breaking spikes	< 100 mV _{pp}
Overload protection	120~150% Ikonst. of max. output power, automatic restart
Surge protection	28...32 V @ 24 V DC
Mains failure bridge-over time	20 ms
Control at 10...100% load	0.5%
Parallel connection option	Recommended with diode module
Insulation coordination	
Electrical isolation, output-earth	0.5 kV
Electrical isolation, input-earth	1.5 kV
Electrical isolation, input-output	3 kV
General data	
Ambient temperature (operational)	-20°C...70°C (>50°C derating, refer derated curve); 70% rated load@70°C
Storage temperature	-20 °C...+85 °C
Max. perm. air humidity (operational)	5 %...95 % RH
Degree of efficiency	81 % @ 24 V DC
Status indicator	Operation, green LED
Standards	EN 60950
EMC standards	EN 55011, EN 55022, EN 55024, EN 61000-6 /-2, -3
Mounting position, installation notice	Panel mount, screw fix
Weight	1080 g
Approvals	CE
Screw connection	
Connection cross-section, solid, min. / max.	0.34 / 4 mm ²
Depth x width x height	231 / 115 / 49.5 mm

Note

Ordering data

Type	Qty.	Order No.
CP E SNT 250W 12V 21A	1	1202520000

Type	Qty.	Order No.
CP E SNT 250W 24V 10.5A	1	1202530000

Note

The internal varistor found in a switch-mode power supply does not replace the necessary surge protection in a system.

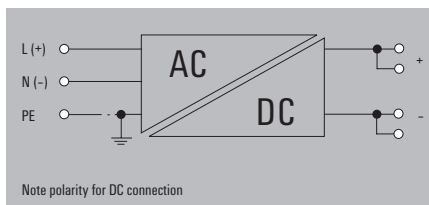
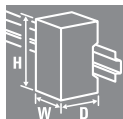
The internal varistor found in a switch-mode power supply does not replace the necessary surge protection in a system.

Accessories

Note

**connectPower
PRO-E**

CP E SNT 250W 48V 5.2A



Technical data

Input	
Input voltage	88...132 V AC / 176...264 V AC optional / 250...370 V DC
Input current	2.5 A @ 230 V AC / 4.7 A @ 120 V AC
Input frequency	47...63 Hz
Input fuse (internal)	yes / max. 35A
Recommended back-up fuse	6 A at 230 V AC, characteristic curve C
Output	
Output voltage	48 V DC
Output voltage adjustment	± 10% nominal output voltage tolerance, adjustable with potentiometer
Output current	5.2 A@48 V DC
Output power	250 W
Residual ripple, breaking spikes	< 100 mV _{pp}
Overload protection	120~150% Ikonst. of max. output power, automatic restart
Surge protection	55...62 V @ 48 V DC
Mains failure bridge-over time	20 ms
Control at 10...100% load	0.5%
Parallel connection option	Recommended with diode module
Insulation coordination	
Electrical isolation, output-earth	0.5 kV
Electrical isolation, input-earth	1.5 kV
Electrical isolation, input-output	3 kV
General data	
Ambient temperature (operational)	-20°C...70°C (>50°C derating, refer derated curve); 70% rated load@70°C
Storage temperature	-20 °C...+85 °C
Max. perm. air humidity (operational)	5 %...95 % RH
Degree of efficiency	83 % @ 48 V DC
Status indicator	Operation, green LED
Standards	EN 60950
EMC standards	EN 55011, EN 55022, EN 55024, EN 61000-6 /2, -3
Mounting position, installation notice	Panel mount, screw fix
Weight	1080 g
Approvals	CE
Screw connection	
Connection cross-section, solid, min. / max.	0.34 / 4 mm ²
Depth x width x height	231 / 115 / 49.5 mm

Note

Ordering data

Type	Qty.	Order No.
CP E SNT 250W 48V 5.2A	1	1202540000

Note

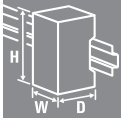
The internal varistor found in a switch-mode power supply does not replace the necessary surge protection in a system.

Accessories

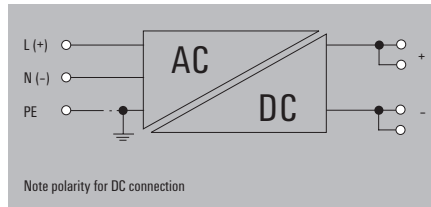
Note

connectPower PRO-E

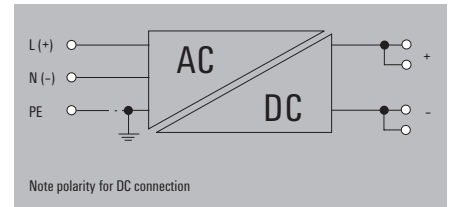
connectPower PRO-E



CP E SNT 350W 24V 14.6A



CP E SNT 350W 48V 7.3A



Technical data

Input	
Input voltage	85...264 V AC / 110...370 V DC
Input current	3 A @ 230 V AC / 5.6 A @ 120 V AC
Input frequency	47...63 Hz
Input fuse (internal)	yes / max. 35A
Recommended back-up fuse	6 A at 230 V AC, characteristic curve C
Output	
Output voltage	24 V DC
Output voltage adjustment	± 10% nominal output voltage tolerance, adjustable with potentiometer
Output current	14.6 A@24 V DC
Output power	350 W
Residual ripple, breaking spikes	120~150% Ikonst. of max. output power, automatic restart
Overload protection	28...32 V @ 24 V DC
Surge protection	20 ms
Mains failure bridge-over time	0.5%
Control at 10...100% load	Recommended with diode module
Parallel connection option	
Insulation coordination	
Electrical isolation, output-earth	0.5 kV
Electrical isolation, input-earth	1.5 kV
Electrical isolation, input-output	3 kV
General data	
Ambient temperature (operational)	-20°C...70°C (>50°C derating, refer derated curve); 70% rated load@70°C
Storage temperature	-20 °C...+85 °C
Max. perm. air humidity (operational)	5 %...95 % RH
Degree of efficiency	83 % @ 24 V DC
Status indicator	Operation, green LED
Standards	EN 60950
EMC standards	EN 55011, EN 55022, EN 55024, EN 61000-6 /2, -3
Mounting position, installation notice	Panel mount, screw fix
Weight	1250 g
Approvals	CE
Screw connection	
Connection cross-section, solid, min. / max.	0.34 / 4 mm ²
Depth x width x height	230 / 115 / 49.5 mm

Input	
Input voltage	85...264 V AC / 110...370 V DC
Input current	3 A @ 230 V AC / 5.6 A @ 120 V AC
Input frequency	47...63 Hz
Input fuse (internal)	yes / max. 35A
Recommended back-up fuse	6 A at 230 V AC, characteristic curve C
Output	
Output voltage	48 V DC
Output voltage adjustment	± 10% nominal output voltage tolerance, adjustable with potentiometer
Output current	7.3 A@48 V DC
Output power	350 W
Residual ripple, breaking spikes	120~150% Ikonst. of max. output power, automatic restart
Overload protection	55...62 V @ 48 V DC
Surge protection	20 ms
Mains failure bridge-over time	0.5%
Control at 10...100% load	Recommended with diode module
Parallel connection option	
Insulation coordination	
Electrical isolation, output-earth	0.5 kV
Electrical isolation, input-earth	1.5 kV
Electrical isolation, input-output	3 kV
General data	
Ambient temperature (operational)	-20°C...70°C (>50°C derating, refer derated curve); 70% rated load@70°C
Storage temperature	-20 °C...+85 °C
Max. perm. air humidity (operational)	5 %...95 % RH
Degree of efficiency	85 % @ 48 V DC
Status indicator	Operation, green LED
Standards	EN 60950
EMC standards	EN 55011, EN 55022, EN 55024, EN 61000-6 /2, -3
Mounting position, installation notice	Panel mount, screw fix
Weight	1250 g
Approvals	CE
Screw connection	
Connection cross-section, solid, min. / max.	0.34 / 4 mm ²
Depth x width x height	230 / 115 / 49.5 mm

Input	
Input voltage	85...264 V AC / 110...370 V DC
Input current	3 A @ 230 V AC / 5.6 A @ 120 V AC
Input frequency	47...63 Hz
Input fuse (internal)	yes / max. 35A
Recommended back-up fuse	6 A at 230 V AC, characteristic curve C
Output	
Output voltage	48 V DC
Output voltage adjustment	± 10% nominal output voltage tolerance, adjustable with potentiometer
Output current	7.3 A@48 V DC
Output power	350 W
Residual ripple, breaking spikes	120~150% Ikonst. of max. output power, automatic restart
Overload protection	55...62 V @ 48 V DC
Surge protection	20 ms
Mains failure bridge-over time	0.5%
Control at 10...100% load	Recommended with diode module
Parallel connection option	
Insulation coordination	
Electrical isolation, output-earth	0.5 kV
Electrical isolation, input-earth	1.5 kV
Electrical isolation, input-output	3 kV
General data	
Ambient temperature (operational)	-20°C...70°C (>50°C derating, refer derated curve); 70% rated load@70°C
Storage temperature	-20 °C...+85 °C
Max. perm. air humidity (operational)	5 %...95 % RH
Degree of efficiency	85 % @ 48 V DC
Status indicator	Operation, green LED
Standards	EN 60950
EMC standards	EN 55011, EN 55022, EN 55024, EN 61000-6 /2, -3
Mounting position, installation notice	Panel mount, screw fix
Weight	1250 g
Approvals	CE
Screw connection	
Connection cross-section, solid, min. / max.	0.34 / 4 mm ²
Depth x width x height	230 / 115 / 49.5 mm

Note

Ordering data

Type	Qty.	Order No.
CP E SNT 350W 24V 14.6A	1	1202550000

Type	Qty.	Order No.
CP E SNT 350W 48V 7.3A	1	1202560000

Note

The internal varistor found in a switch-mode power supply does not replace the necessary surge protection in a system.

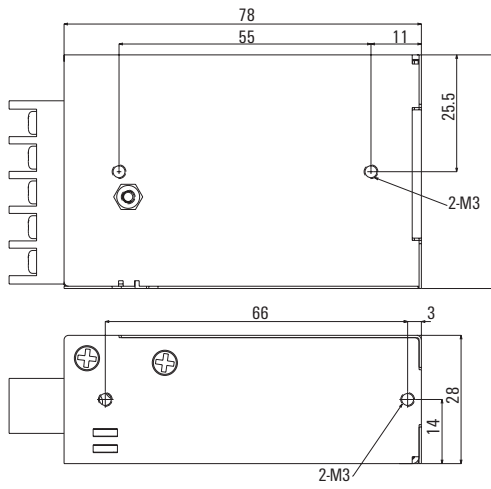
The internal varistor found in a switch-mode power supply does not replace the necessary surge protection in a system.

Accessories

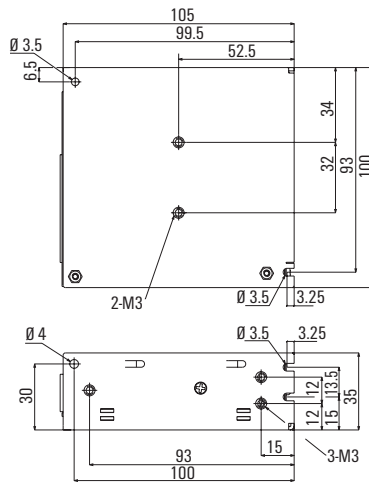
Note

Installation drawing

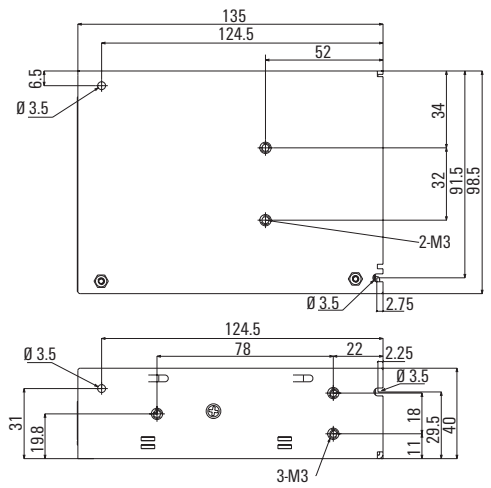
CP E SNT 25W



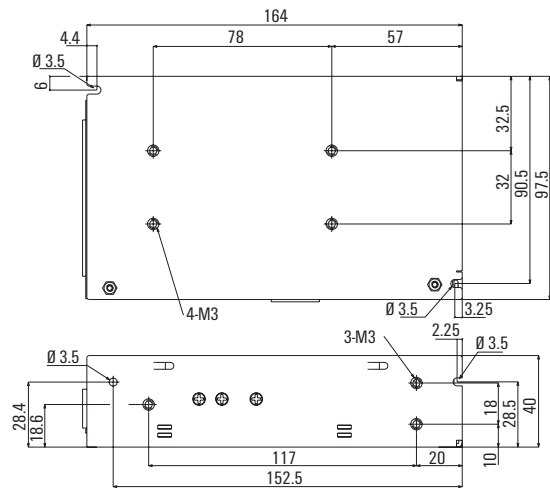
CP E SNT 50W



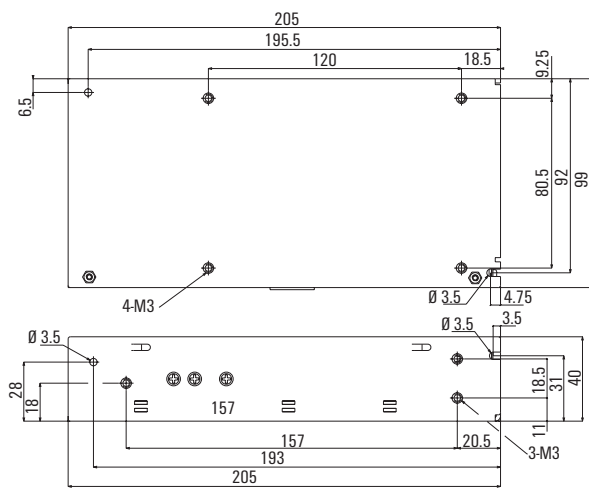
CP E SNT 75W



CP E SNT 100W

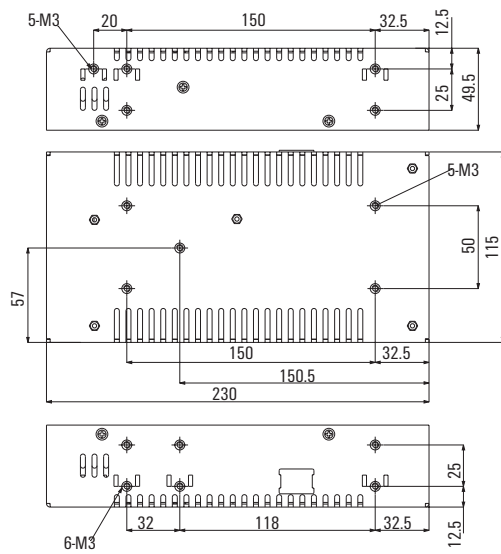


CP E SNT 150W

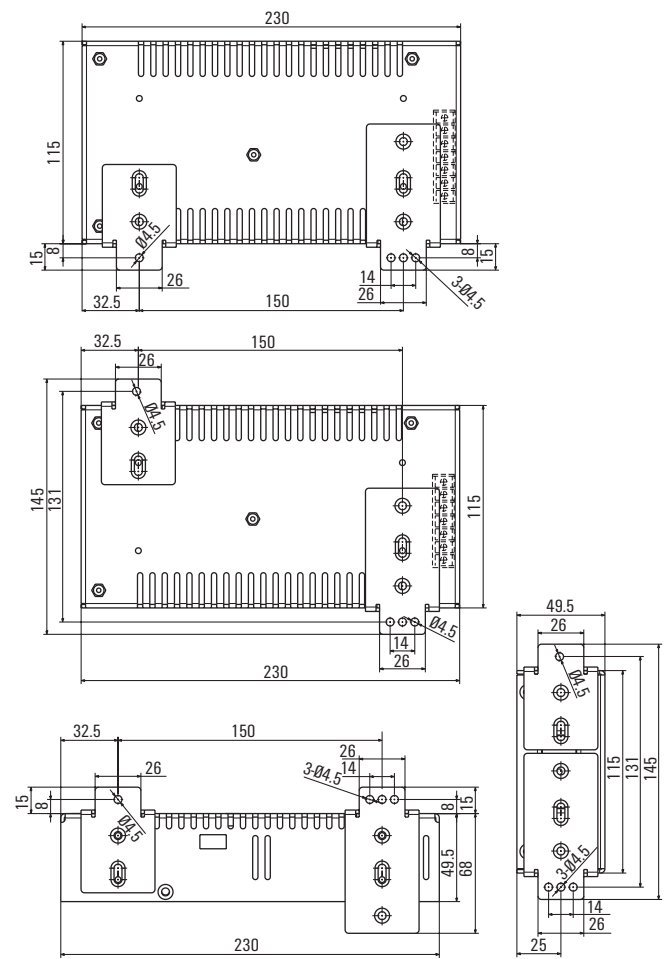


Installation drawing

CP E SNT 250W and CP E SNT 350W



CP E SNT 250W and CP E SNT 350W (with mounting clip)



CP-E-SNT derating curve / ambient temperature

CP E SNT 25W up to CP E SNT 350W

