Copper cabling solutions
Overview

Copper cabling solutions	Introduction AdvancedLine and CabinetLine	L.2
	Product configurator – Copper cables	L.3
	Overview – Copper cables	L.4
	Raw cables – Installation cable	L.6
	Raw cables – Connection cable	L.8
	Raw cables – Dragline cable	L.13
	Raw cables – PROFINET cable	L.14
	Raw cables – Hybrid cable	L.16
	Assembled cables – Patch cable	L.17
	Assembled cables – PROFINET cable	L.25
	Assembled cables – PROFINET cable PushPull Power	L.29
	Assembled cables – PROFINET cable M12	L.30
	Assembled cables – EtherNet/IP	L.37
	Assembled cables – Railway cable M12	L.39
	Assembled cables – Railway cable RJ45	L.44
	Assembled cables – USB cable	L.45

SR INDUS ELECTRO SYS PVT LTD., # 1116, GF, ASHIRWAD, 10TH MAIN ROAD, VYALIKAVAL, BANGALORE-560003, INDIA

The ideal solution, whatever your needs

Our AdvancedLine and CabinetLine product ranges

AdvancedLine



The AdvancedLine from Weidmüller offers all combinations of cables that are possible with the extensive range of plug connections.

This means flexibility and robustness through the high quality of the used components. The range comprises standard cables and customer-specific versions. Standard cables can be found in the catalogue; customer-specific versions can be freely configured online using the “Galaxy” configuration software. All AdvancedLine cables are particularly suitable for industrial use.

- High-quality cables with very good technical characteristics
- Suitable for demanding IP 20 to IP 67 applications
- Suitable for temperatures from -40 to +70 °C
- High-quality shielding

CabinetLine

The new CabinetLine range of patch cables from Weidmüller is available in a variety of colours for visually differentiating between various networks.

Additional benefits:
All CabinetLine cables are fitted with Weidmüller TM marking sleeves for clearly labelling cables and ports. CabinetLine is available in the colours grey, blue, red and violet in combination with LSZH sheathing material and transmission power Cat. 6_A.
CabinetLine is also available in the colour green and Cat. 5 with PUR or PVC sheathing material. All variants are fitted with protected clips which facilitate, e.g., pulling through a cable duct.

- For applications in switching cabinets and simple environmental conditions
- Suitable for temperatures from 0 to +60 °C
- Simple shielding

Configurators for copper cables Tailor-made connections

The cable configurator in Weidmüller's online catalogue makes it possible for you to create fully-assembled cables customised specifically to your requirements and specifications.

An RJ45 plug with IP 20 protection is available. The following variants are also available with IP 67 protection:

- Variant 1, metal and plastic
- Variant 4, plastic
- Variant 5, metal
- Variant 14, metal
- M12 connector, straight and angled

You have the choice of configuring a cable which is identical on both ends, or with two different mating profiles, or with one end left open.

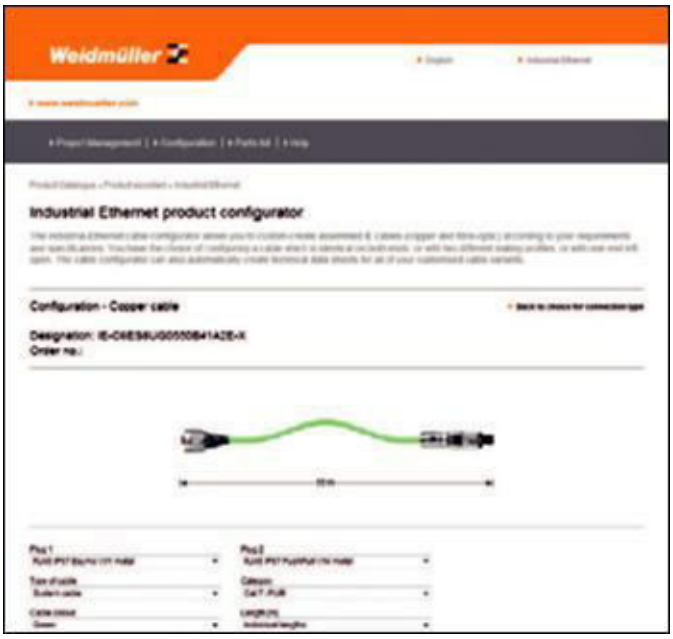

When selecting the cable, the following types are available:

- 8-wire system cable, AWG 26/7 in Cat. 5 or Cat. 7, with PVC or PUR sheath
- 8-wire dragline cable, AWG 26/7 in Cat. 5, PUR sheath
- 4-wire PROFINET dragline cable in Cat. 5, PUR sheath
- 4-wire PROFINET system cables in Cat. 5, PVC sheathing
- 4-wire railway cable in Cat. 5, Radox sheathing

The cable length can also be customised:

- From 0.3 m to 9.9 m, in 0.1 m steps
- From 10 m to 100 m, in 1 m steps

The cable configurator can automatically create technical data sheets for all of your customised cable variants.

All of your cable selections can be sent to Weidmüller using the "request list". You will then quickly receive a price proposal for the cables from your local Weidmüller representative.

Overview of copper cables
Solutions for every environment

Copper cables should be your first choice for applications in offices- and harsh industrial environments.

Advantages:
- Available in many different variations and lengths
- Robust
- Easy to assemble
- RJ45 connections are the most popular

Raw cables / Metre goods

Industrial installation cables, horizontal cables

…for stationary, permanent installation in cable ducts and cable trays

- Cat. 5 or Cat. 7
- Available for PROFINET as well
- With PUR or PVC sheathing

Industrial connecting cables

...for flexible installation in machines and plants in industrial applications and difficult environments

- Cat. 5 or Cat. 7
- Available for PROFINET as well
- With PUR or PVC sheathing

Industrial trailing cables

...for applications subjected to constant movement

- Cat. 5
- Available for PROFINET as well
- With PUR sheathing

Assembled cables

Industrial patch cables / CabinetLine

...not only for office applications, but also in switching cabinets for industrial applications

- Cat. 6
- With LSZH sheathing – low smoke and zero halogens
- In straight and crossover versions

Industrial system cables

...pre-assembled cables for flexible installation in machines and plants in industrial applications and difficult environments

- Cat. 5 or Cat. 6
- With PUR sheathing

Industrial trailing cables

...pre-assembled cable for constant motion, e.g., with draglines

- Cat. 5
- Available for PROFINET as well
- With PUR sheathing

System cable for railway applications

...pre-assembled cable for flexible wiring on railway vehicles for both interior and exterior installations.

- In Cat. 5
- Also for PROFINET
- With Radox sheath

Ordering data for copper cables, metre goods

Type	Cat./Class	Colour	Plug-in connector		Length					
			left	right						
Industrial installation cables					100 m	Metre goods	305 m			
IE-5IC4x2xAWG24/1-PUR	Cat. 5	green	-	-	8813160000	8944310000				
IE-5IC4x2xAWG24/1-PVC	Cat. 5	green	-	-	8813150000	8953160000				
IE-7IC4x2xAWG23/1-PUR	Cat. 7	green	-	-	8813140000	8955350000				
IE-7IC4x2xAWG23/1-PVC	Cat. 7	green	-	-	8813130000	8955360000				
IE-C5AS4Vxx	Cat. 5 PROFINET	green	-	-	8899000000	8955950000				
Industrial connecting cables										
IE-5CC4x2xAWG26/7-PUR	Cat. 5	green	-	-	8813200000	8938880000				
IE-5CC4x2xAWG26/7-PVC	Cat. 5	green	-	-	8813190000	8955490000				
IE-7CC4x2xAWG26/7-PUR	Cat. 7	green	-	-	8813180000	8954300000				
IE-7CC4x2xAWG26/7-PVC	Cat. 7	green	-	-	8813170000	8955480000				
IE-C5DS4Vxx	Cat. 5 PROFINET	green	-	-	8898990000	8955560000				
IE-C5DHAGxx	Cat. 5 PROFINET	green	-	-		1172250000				
IE-C7FS8LD-305M	Cat. 7	grey	-	-			1273090000			
IE-C7FS8LB-305M	Cat. 7	blue	-	-			1326540000			
IE-C7FS8LE-305M	Cat. 7	black	-	-			1344690000			
IE-C7FS8LG-305M	Cat. 7	green	-	-			1344680000			
IE-C7FS8LR-305M	Cat. 7	red	-	-			1287910000			
IE-C7FS8LM-305M	Cat. 7	magenta	-	-			1333160000			
IE-C7FS8LY-305M	Cat. 7	yellow	-	-			1344670000			
Industrial trailing cables										
IE-5TC4x2xAWG26/7-PUR	Cat. 5	green	-	-	8813210000	8936390000				
IE-C5ED8UBxx	Cat. 5	blue	-	-	8960670000	8949760000				
IE-C5DD4UGx	Cat. 5 PROFINET	green	-	-	8899010000	8947670000				
IE-C5IT4UGx	Cat. 5 PROFINET	green	-	-		1103010000				

Raw cables

Installation cable Cat. 5

• In lengths from 100 to 1000 metres

	PUR	PVC
	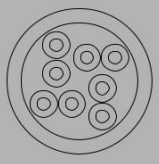	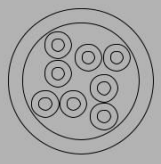

Technical data

	PUR	PVC
Product type	Installation cable	Installation cable
Category	Cat.5 (ISO/IEC 11801) / Cat.5e (TIA T568-B)	Cat.5 (ISO/IEC 11801) / Cat.5e (TIA T568-B)
Shielding	SF/UTP	SF/UTP
Cross-section	4*2*AWG 24/1 - 4*2*0.205 mm²	4*2*AWG 24/1 - 4*2*0.205 mm²
Sheath diameter, max.	6.7 mm	6.3 mm
Material sheath	PUR	PVC
Sheathing colour	green (RAL 6018)	green (RAL 6018)
Insulation diameter	1 mm	1 mm
Min. bending radius, repetitive	10 *diameter	10 *diameter
Min. bending radius, once only	5 *diameter	5 *diameter
Ambient temperature (operational)	-40 °C...80 °C	-40 °C...80 °C
Installation temperature	-15 °C...60 °C	-15 °C...60 °C
Storage temperature	-40 °C...80 °C	-40 °C...80 °C
Abrasion resistance	very good	good
Halogen	halogen-free, according to IEC 60754-2	
Resistance to spread of flame	in accordance with IEC 60332-1	in accordance with IEC 60332-1
Resistance to oils	in accordance with IEC 60811-2-1	
Approvals		
Note		

Ordering data

	Type	Qty.	Order No.	Type	Qty.	Order No.
100.0 m	IE-5IC4x2xAWG24/1-PUR	1	**8813160000**	IE-5IC4x2xAWG24/1-PVC	1	**8813150000**
Cut to metre starting at 110.0 m	IE-C5CS8UG-MW		**8944310000**	IE-C5CS8VG-MW		**8953160000**
Note	Order example, for cut cable: 150 x „article number“ = 150 m on drum			Order example, for cut cable: 150 x „article number“ = 150 m on drum		

Accessories

Sheathing stripper	Type	Qty.	Order No.	Type	QtyQty..	OrderNoNo..
For UTP and STP data cables	AM 12	1	**9030060000**	AM 12	1	**9030060000**
For coaxial and round data cables	IE-CST	1	**9204350000**	IE-CST	1	**9204350000**
Markers						
Wire and cable marker. ø 4.7 - 7.4 mm	VT SF 5/21 MC NE WS V0	160	**1689470001**	VT SF 5/21 MC NE WS V0	160	**1689470001**
Wire and cable marker. ø 5.8 - 7.8 mm	VT SF 6/21 MC NE WS V0	160	**1730560001**	VT SF 6/21 MC NE WS V0	160	**1730560001**
Insertion label. yellow. 12 mm	TM-I 12 MC NE GE	320	**1718411687**	TM-I 12 MC NE GE	320	**1718411687**
Insertion label. yellow. 18 mm	TM-I 18 MC NE GE	320	**1718431687**	TM-I 18 MC NE GE	320	**1718431687**
Transparent sleeves. 12-mm length	TM 4/12 HF/HB	500	**1719840000**	TM 4/12 HF/HB	500	**1719840000**
Transparent sleeves. 18-mm length	TM 4/18 HF/HB	500	**1719850000**	TM 4/18 HF/HB	500	**1719850000**

Note

Raw cables

Installation cable Cat. 7

• In lengths from 100 to 1000 metres

	PUR	PVC
	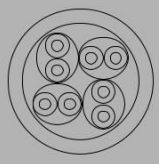	

Technical data

	PUR	PVC
Product type	Installation cable	Installation cable
Category	Cat.7 (ISO/IEC 11801)	Cat.7 (ISO/IEC 11801)
Shielding	S/FTP	S/FTP
Cross-section	4*2*AWG 23/1 - 4*2*0.255 mm²	4*2*AWG 23/1 - 4*2*0.255 mm²
Sheath diameter, max.	8.4 mm	8.4 mm
Material sheath	PUR	PVC
Sheathing colour	green (RAL 6018)	green (RAL 6018)
Insulation diameter	1.4 mm	1.4 mm
Min. bending radius, repetitive	10 *diameter	10 *diameter
Min. bending radius, once only	5 *diameter	5 *diameter
Ambient temperature (operational)	-40 °C...80 °C	-40 °C...80 °C
Installation temperature	-15 °C...60 °C	-15 °C...60 °C
Storage temperature	-40 °C...80 °C	-40 °C...80 °C
Abrasion resistance	very good	good
Halogen	halogen-free, according to IEC 60754-2	
Resistance to spread of flame	in accordance with IEC 60332-1	in accordance with IEC 60332-1
Resistance to oils	in accordance with IEC 60811-2-1	
Approvals		
Note		

Ordering data

	Type	Qty.	Order No.
100.0 m	IE-7IC4x2xAWG23/1-PUR	1	**8813140000**
Cut to metre starting at 110.0 m	IE-C7BS8UG-MW		**8955350000**
Note	Order example, for cut cable: 150 x „article number" = 150 m on drum		

	Type	Qty.	Order No.
	IE-7IC4x2xAWG23/1-PVC	1	**8813130000**
	IE-C7BS8VG-MW		**8955360000**
	Order example, for cut cable: 150 x „article number" = 150 m on drum		

Accessories

Sheathing stripper	Type	Qty.	Order No.
For UTP and STP data cables	AM 12	1	**9030060000**
For coaxial and round data cables	IE-CST	1	**9204350000**
Markers			
Wire and cable marker. ø 4.7 - 7.4 mm	VT SF 5/21 MC NE WS V0	160	**1689470001**
Wire and cable marker. ø 5.8 - 7.8 mm	VT SF 6/21 MC NE WS V0	160	**1730560001**
Insertion label. yellow. 12 mm	TM-I 12 MC NE GE	320	**1718411687**
Insertion label. yellow. 18 mm	TM-I 18 MC NE GE	320	**1718431687**
Transparent sleeves. 12-mm length	TM 4/12 HF/HB	500	**1719840000**
Transparent sleeves. 18-mm length	TM 4/18 HF/HB	500	**1719850000**

Type	QtyQty..	OrderNoNo..
AM 12	1	**9030060000**
IE-CST	1	**9204350000**
VT SF 5/21 MC NE WS V0	160	**1689470001**
VT SF 6/21 MC NE WS V0	160	**1730560001**
TM-I 12 MC NE GE	320	**1718411687**
TM-I 18 MC NE GE	320	**1718431687**
TM 4/12 HF/HB	500	**1719840000**
TM 4/18 HF/HB	500	**1719850000**

Note

Raw cables

Connecting cable Cat. 5

• In lengths from 100 to 1000 metres

	PUR	PVC
	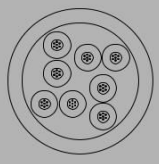	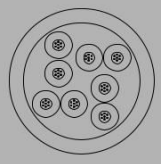

Technical data

	PUR	PVC
Product type	System cable	System cable
Category	Cat.5 (ISO/IEC 11801) / Cat.5e (TIA T568-B)	Cat.5 (ISO/IEC 11801) / Cat.5e (TIA T568-B)
Shielding	SF/UTP	SF/UTP
Cross-section	4*2*AWG 26/7 - 4*2*0.128 mm²	4*2*AWG 26/7 - 4*2*0.128 mm²
Sheath diameter, max.	6.1 mm	5.8 mm
Material sheath	PUR	PVC
Sheathing colour	green (RAL 6018)	green (RAL 6018)
Insulation diameter	1 mm	1 mm
Min. bending radius, repetitive	10 *diameter	10 *diameter
Min. bending radius, once only	5 *diameter	5 *diameter
Ambient temperature (operational)	-40 °C...80 °C	-40 °C...80 °C
Installation temperature	-10 °C...60 °C	-15 °C...60 °C
Storage temperature	-40 °C...80 °C	-40 °C...80 °C
Abrasion resistance	very good	good
Halogen	halogen-free, according to IEC 60754-2	
Resistance to spread of flame	in accordance with IEC 60332-1	in accordance with IEC 60332-1
Resistance to oils	in accordance with IEC 60811-2-1	
Standard, assembly	UL-Style 20963 (80°C/30V)	
Approvals		
Note		

Ordering data

	Type	Qty.	Order No.
100.0 m	IE-5CC4x2xAWG26/7-PUR	1	**8813200000**
Cut to metre starting at 110.0 m	IE-C5ES8UG-MW		**8938880000**
Note	Order example, for cut cable: 150 x „article number“ = 150 m on drum		

	Type	Qty.	Order No.
	IE-5CC4x2xAWG26/7-PVC	1	**8813190000**
	IE-C5ES8VG-MW		**8955490000**
	Order example, for cut cable: 150 x „article number“ = 150 m on drum		

Accessories

Sheathing stripper	Type	Qty.	Order No.
For UTP and STP data cables	AM 12	1	**9030060000**
For coaxial and round data cables	IE-CST	1	**9204350000**
Markers			
Wire and cable marker. ø 4.7 - 7.4 mm	VT SF 5/21 MC NE WS V0	160	**1689470001**
Wire and cable marker. ø 5.8 - 7.8 mm	VT SF 6/21 MC NE WS V0	160	**1730560001**
Insertion label. yellow. 12 mm	TM-I 12 MC NE GE	320	**1718411687**
Insertion label. yellow. 18 mm	TM-I 18 MC NE GE	320	**1718431687**
Transparent sleeves. 12-mm length	TM 4/12 HF/HB	500	**1719840000**
Transparent sleeves. 18-mm length	TM 4/18 HF/HB	500	**1719850000**

	Type	Qty	Qty..	OrderNo	No..
	AM 12		1	**9030060000**	
	IE-CST		1	**9204350000**	
	VT SF 5/21 MC NE WS V0	160		**1689470001**	
	VT SF 6/21 MC NE WS V0	160		**1730560001**	
	TM-I 12 MC NE GE	320		**1718411687**	
	TM-I 18 MC NE GE	320		**1718431687**	
	TM 4/12 HF/HB	500		**1719840000**	
	TM 4/18 HF/HB	500		**1719850000**	

Note

Raw cables

Connecting cable Cat. 7

• In lengths from 100 to 1000 metres

	PUR	PVC
	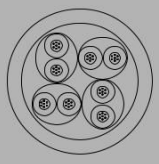	

Technical data

	PUR	PVC
Product type	System cable	System cable
Category	Cat.7 (ISO/IEC 11801)	Cat.7 (ISO/IEC 11801)
Shielding	S/FTP	S/FTP
Cross-section	4*2*AWG 26/7 - 4*2*0.128 mm²	4*2*AWG 26/7 - 4*2*0.128 mm²
Sheath diameter, max.	6.6 mm	6.7 mm
Material sheath	PUR	PVC
Sheathing colour	green (RAL 6018)	green (RAL 6018)
Insulation diameter	1.03 mm	0.98 mm
Min. bending radius, repetitive	10 *diameter	10 *diameter
Min. bending radius, once only	5 *diameter	5 *diameter
Ambient temperature (operational)	-40 °C...80 °C	-40 °C...80 °C
Installation temperature	-15 °C...60 °C	-15 °C...60 °C
Storage temperature	-40 °C...80 °C	-40 °C...80 °C
Abrasion resistance	very good	good
Halogen	halogen-free, according to IEC 60754-2	
Resistance to spread of flame	in accordance with IEC 60332-1	in accordance with IEC 60332-1
Resistance to oils	in accordance with IEC 60811-2-1	
Standard, assembly	UL-Style 20963 (80°C/30V)	UL-Style 2879 (80°C/30V)
Approvals		
Note		

Ordering data

	Type	Qty.	Order No.
100.0 m	IE-7CC4x2xAWG26/7-PUR	1	**8813180000**
Cut to metre starting at 110.0 m	IE-C7ES8UG-MW		**8954300000**
Note	Order example, for cut cable: 150 x „article number“ = 150 m on drum		

Type	Qty.	Order No.
IE-7CC4x2xAWG26/7-PVC	1	**8813170000**
IE-C7ES8VG-MW		**8955480000**
Order example, for cut cable: 150 x „article number“ = 150 m on drum		

Accessories

	Type	Qty.	Order No.
Sheathing stripper			
For UTP and STP data cables	AM 12	1	**9030060000**
For coaxial and round data cables	IE-CST	1	**9204350000**
Markers			
Wire and cable marker. ø 4.7 - 7.4 mm	VT SF 5/21 MC NE WS V0	160	**1689470001**
Wire and cable marker. ø 5.8 - 7.8 mm	VT SF 6/21 MC NE WS V0	160	**1730560001**
Insertion label. yellow. 12 mm	TM-I 12 MC NE GE	320	**1718411687**
Insertion label. yellow. 18 mm	TM-I 18 MC NE GE	320	**1718431687**
Transparent sleeves. 12-mm length	TM 4/12 HF/HB	500	**1719840000**
Transparent sleeves. 18-mm length	TM 4/18 HF/HB	500	**1719850000**

Type	QtyQty..	OrderNoNo..
AM 12	1	**9030060000**
IE-CST	1	**9204350000**
VT SF 5/21 MC NE WS V0	160	**1689470001**
VT SF 6/21 MC NE WS V0	160	**1730560001**
TM-I 12 MC NE GE	320	**1718411687**
TM-I 18 MC NE GE	320	**1718431687**
TM 4/12 HF/HB	500	**1719840000**
TM 4/18 HF/HB	500	**1719850000**

Note

Raw cables

Connecting cable Cat. 7

• 305 m / 1,000 ft

LSZH grey

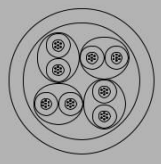

LSZH blue

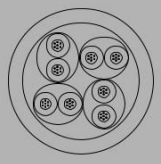

Technical data

	LSZH grey	LSZH blue
Product type	System cable	System cable
Category	Cat.7 (ISO/IEC 11801)	Cat.7 (ISO/IEC 11801)
Shielding	S/FTP	S/FTP
Cross-section	4*2*AWG 27/7 - 4*2*0.1 mm²	4*2*AWG 27/7 - 4*2*0.1 mm²
Sheath diameter, max.	5.9 mm	5.9 mm
Material sheath	LSZH	LSZH
Sheathing colour	light grey (RAL 7035)	blue (RAL 5015)
Insulation diameter	1.04 mm	1.04 mm
Min. bending radius, repetitive	50 mm	50 mm
Min. bending radius, once only	25 mm	25 mm
Ambient temperature (operational)	-20 °C...60 °C	-20 °C...60 °C
Installation temperature	0 °C...50 °C	0 °C...50 °C
Halogen	No	No
Resistance to spread of flame	in accordance with IEC 60332-1	in accordance with IEC 60332-1
Resistance to oils		
Approvals	CULUS	CULUS
Note		

Ordering data

	Type	Qty.	Order No.
305 m / 1000 ft	IE-C7FS8LD-305M	1	**1273090000**
Note			

Type	Qty.	Order No.
IE-C7FS8LB-305M	1	**1326540000**

Accessories

Sheathing stripper	Type	Qty.	Order No.
For UTP and STP data cables	AM 12	1	**9030060000**
For coaxial and round data cables	IE-CST	1	**9204350000**
Markers			
Wire and cable marker. ø 4.7 - 7.4 mm	VT SF 5/21 MC NE WS V0	160	**1689470001**
Wire and cable marker. ø 5.8 - 7.8 mm	VT SF 6/21 MC NE WS V0	160	**1730560001**
Insertion label. yellow. 12 mm	TM-I 12 MC NE GE	320	**1718411687**
Insertion label. yellow. 18 mm	TM-I 18 MC NE GE	320	**1718431687**
Transparent sleeves. 12-mm length	TM 4/12 HF/HB	500	**1719840000**
Transparent sleeves. 18-mm length	TM 4/18 HF/HB	500	**1719850000**

Type	QtyQty..	OrderNoNo..
AM 12	1	**9030060000**
IE-CST	1	**9204350000**
VT SF 5/21 MC NE WS V0	160	**1689470001**
VT SF 6/21 MC NE WS V0	160	**1730560001**
TM-I 12 MC NE GE	320	**1718411687**
TM-I 18 MC NE GE	320	**1718431687**
TM 4/12 HF/HB	500	**1719840000**
TM 4/18 HF/HB	500	**1719850000**

Note

LSZH black

System cable	
Cat.7 (ISO/IEC 11801)	
S/FTP	
4*2*AWG 27/7 - 4*2*0.1 mm²	
5.9 mm	
LSZH	
Black	
1.04 mm	
50 mm	
25 mm	
-20 °C...60 °C	
0 °C...50 °C	
No	
in accordance with IEC 60332-1	
CULUS	

Type	Qty.	Order No.
IE-C7FS8LE-305M	1	1344690000

Type	QtyQty..	OrderNoNo..
AM 12	1	9030060000
IE-CST	1	9204350000
VT SF 5/21 MC NE WS V0	160	1689470001
VT SF 6/21 MC NE WS V0	160	1730560001
TM-I 12 MC NE GE	320	1718411687
TM-I 18 MC NE GE	320	1718431687
TM 4/12 HF/HB	500	1719840000
TM 4/18 HF/HB	500	1719850000

LSZH green

System cable	
Cat.7 (ISO/IEC 11801)	
S/FTP	
4*2*AWG 27/7 - 4*2*0.1 mm²	
5.9 mm	
LSZH	
Green	
1.04 mm	
50 mm	
25 mm	
-20 °C...60 °C	
0 °C...50 °C	
No	
in accordance with IEC 60332-1	
CULUS	

Type	Qty.	Order No.
IE-C7FS8LG-305M	1	1344680000

Type	QtyQty..	OrderNoNo..
AM 12	1	9030060000
IE-CST	1	9204350000
VT SF 5/21 MC NE WS V0	160	1689470001
VT SF 6/21 MC NE WS V0	160	1730560001
TM-I 12 MC NE GE	320	1718411687
TM-I 18 MC NE GE	320	1718431687
TM 4/12 HF/HB	500	1719840000
TM 4/18 HF/HB	500	1719850000

LSZH red

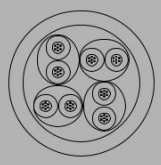

System cable	
Cat.7 (ISO/IEC 11801)	
S/FTP	
4*2*AWG 27/7 - 4*2*0.1 mm²	
5.9 mm	
LSZH	
Red	
1.04 mm	
50 mm	
25 mm	
-20 °C...60 °C	
0 °C...50 °C	
No	
in accordance with IEC 60332-1	
CULUS	

Type	Qty.	Order No.
IE-C7FS8LR-305M	1	1287910000

Type	QtyQty..	OrderNoNo..
AM 12	1	9030060000
IE-CST	1	9204350000
VT SF 5/21 MC NE WS V0	160	1689470001
VT SF 6/21 MC NE WS V0	160	1730560001
TM-I 12 MC NE GE	320	1718411687
TM-I 18 MC NE GE	320	1718431687
TM 4/12 HF/HB	500	1719840000
TM 4/18 HF/HB	500	1719850000

Raw cables

Connecting cable Cat. 7

• 305 m / 1,000 ft

LSZH magenta

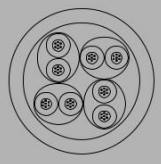

LSZH yellow

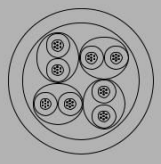

Technical data

	LSZH magenta	LSZH yellow
Product type	System cable	System cable
Category	Cat.7 (ISO/IEC 11801)	Cat.7 (ISO/IEC 11801)
Shielding	S/FTP	S/FTP
Cross-section	4*2*AWG 27/7 - 4*2*0.1 mm²	4*2*AWG 27/7 - 4*2*0.1 mm²
Sheath diameter, max.	5.9 mm	5.9 mm
Material sheath	LSZH	LSZH
Sheathing colour	Magenta	Yellow
Insulation diameter	1.04 mm	1.04 mm
Min. bending radius, repetitive	50 mm	50 mm
Min. bending radius, once only	25 mm	25 mm
Ambient temperature (operational)	-20 °C...60 °C	-20 °C...60 °C
Installation temperature	0 °C...50 °C	0 °C...50 °C
Halogen	No	No
Resistance to spread of flame	in accordance with IEC 60332-1	in accordance with IEC 60332-1
Resistance to oils		
Approvals	CULUS	CULUS
Note		

Ordering data

	Type	Qty.	Order No.	Type	Qty.	Order No.
305 m / 1000 ft	IE-C7FS8LM-305M	1	**1333160000**	IE-C7FS8LY-305M	1	**1344670000**
Note						

Accessories

Sheathing stripper	Type	Qty.	Order No.	Type	QtyQty..	OrderNoNo..
For UTP and STP data cables	AM 12	1	**9030060000**	AM 12	1	**9030060000**
For coaxial and round data cables	IE-CST	1	**9204350000**	IE-CST	1	**9204350000**
Markers						
Insertion label. yellow. 12 mm	TM-I 12 MC NE GE	320	**1718411687**	TM-I 12 MC NE GE	320	**1718411687**
Insertion label. yellow. 18 mm	TM-I 18 MC NE GE	320	**1718431687**	TM-I 18 MC NE GE	320	**1718431687**
Transparent sleeves. 12-mm length	TM 4/12 HF/HB	500	**1719840000**	TM 4/12 HF/HB	500	**1719840000**
Transparent sleeves. 18-mm length	TM 4/18 HF/HB	500	**1719850000**	TM 4/18 HF/HB	500	**1719850000**
Wire and cable marker. ø 4.7 - 7.4 mm	VT SF 5/21 MC NE WS V0	160	**1689470001**	VT SF 5/21 MC NE WS V0	160	**1689470001**
Wire and cable marker. ø 5.8 - 7.8 mm	VT SF 6/21 MC NE WS V0	160	**1730560001**	VT SF 6/21 MC NE WS V0	160	**1730560001**

Note

Raw cables

Dragline cable Cat. 5

• In lengths from 100 to 1000 metres

	PUR green	PUR blue
	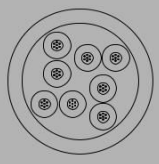	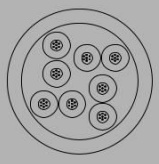

Technical data

	PUR green	PUR blue
Product type	Dragline cable	Dragline cable
Category	Cat.5 (ISO/IEC 11801) / Cat.5e (TIA T568-B)	Cat.5 (ISO/IEC 11801) / Cat.5e (TIA T568-B)
Shielding	SF/UTP	SF/UTP
Cross-section	4*2*AWG 26/7 - 4*2*0.128 mm²	4*2*AWG 26/7 - 4*2*0.128 mm²
Sheath diameter, max.	6.8 mm	6.8 mm
Material sheath	PUR	PUR
Sheathing colour	green (RAL 6018)	blue (RAL 5015)
Insulation diameter	0.95 mm	0.95 mm
Min. bending radius, repetitive	7.5 *diameter	7.5 *diameter
Min. bending radius, once only	4 *diameter	4 *diameter
Bending cycles	5 Mio	5 Mio
Ambient temperature (operational)	-40 °C...80 °C	-40 °C...80 °C
Installation temperature	-20 °C...60 °C	-20 °C...60 °C
Storage temperature	-40 °C...80 °C	-40 °C...80 °C
Abrasion resistance	very good	very good
Halogen	halogen-free, according to IEC 60754-2	halogen-free, according to IEC 60754-2
Resistance to spread of flame	in accordance with IEC 60332-1	in accordance with IEC 60332-1
Resistance to oils	in accordance with IEC 60811-2-1	in accordance with IEC 60811-2-1
Standard, assembly	UL-Style 20963 (80°C/30V)	UL-Style 20963 (80°C/30V)
Approvals		
Note		

Ordering data

	Type	Qty.	Order No.
100.0 m	IE-5TC4x2xAWG26/7-PUR	1	**8813210000**
Cut to metre starting at 110.0 m	IE-C5ED8UG-MW		**8936390000**
Note	Order example, for cut cable: 150 x „article number“ = 150 m on drum		

Type	Qty.	Order No.
IE-C5ED8UB-100M	1	**8960670000**
IE-C5ED8UB-MW		**8949760000**
Order example, for cut cable: 150 x „article number“ = 150 m on drum		

Accessories

Sheathing stripper	Type	Qty.	Order No.
For UTP and STP data cables	AM 12	1	**9030060000**
For coaxial and round data cables	IE-CST	1	**9204350000**
Markers			
Wire and cable marker. ø 4.7 - 7.4 mm	VT SF 5/21 MC NE WS V0	160	**1689470001**
Wire and cable marker. ø 5.8 - 7.8 mm	VT SF 6/21 MC NE WS V0	160	**1730560001**
Insertion label. yellow. 12 mm	TM-I 12 MC NE GE	320	**1718411687**
Insertion label. yellow. 18 mm	TM-I 18 MC NE GE	320	**1718431687**
Transparent sleeves. 12-mm length	TM 4/12 HF/HB	500	**1719840000**
Transparent sleeves. 18-mm length	TM 4/18 HF/HB	500	**1719850000**

Type	QtyQty..	OrderNoNo..
AM 12	1	**9030060000**
IE-CST	1	**9204350000**
VT SF 5/21 MC NE WS V0	160	**1689470001**
VT SF 6/21 MC NE WS V0	160	**1730560001**
TM-I 12 MC NE GE	320	**1718411687**
TM-I 18 MC NE GE	320	**1718431687**
TM 4/12 HF/HB	500	**1719840000**
TM 4/18 HF/HB	500	**1719850000**

Note

Raw cables

PROFINET cable

• In lengths from 100 to 1000 metres

Installation cable type A, PVC

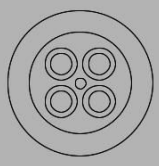

Connection cable type B, PVC

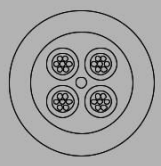

Technical data

Product type	Installation cable	System cable
Category	Cat.5 (ISO/IEC 11801) / Cat.5e (TIA T568-B)	Cat.5 (ISO/IEC 11801) / Cat.5e (TIA T568-B)
Shielding	SF/UTP	SF/UTP
Cross-section	4*AWG 22/1 - 0.33 mm²	4*AWG 22/7 - 0.36 mm²
Sheath diameter, max.	6.7 mm	6.7 mm
Material sheath	PVC	PVC
Sheathing colour	green (RAL 6018)	green (RAL 6018)
Insulation diameter	1.5 mm	1.5 mm
Min. bending radius, repetitive	7.5 *diameter	7.5 *diameter
Min. bending radius, once only	3.5 *diameter	3.5 *diameter
Ambient temperature (operational)	-40 °C...75 °C	-40 °C...70 °C
Installation temperature	-20 °C...60 °C	-20 °C...60 °C
Storage temperature	-40 °C...75 °C	-40 °C...70 °C
Abrasion resistance	good	good
Resistance to spread of flame	in accordance with IEC 60332-1 / UL 1685	in accordance with IEC 60332-1 / UL 1685
Standard, assembly	UL-Style 21694	UL-Style 21694
Approvals		
Note		

Ordering data

	Type	Qty.	Order No.
100.0 m	IE-C5AS4V1000	1	8899000000
Cut to metre starting at 110.0 m	IE-C5AS4VG-MW		8955950000
Note	Order example, for cut cable: 150 x „article number“ = 150 m on drum		

	Type	Qty.	Order No.
	IE-C5DS4V1000	1	8898990000
	IE-C5DS4VG-MW		8955560000
	Order example, for cut cable: 150 x „article number“ = 150 m on drum		

Accessories

Sheathing stripper	Type	Qty.	Order No.
For UTP and STP data cables	AM 12	1	9030060000
For coaxial and round data cables	IE-CST	1	9204350000
Markers			
Wire and cable marker. ø 4.7 - 7.4 mm	VT SF 5/21 MC NE WS V0	160	1689470001
Wire and cable marker. ø 5.8 - 7.8 mm	VT SF 6/21 MC NE WS V0	160	1730560001
Insertion label. yellow. 12 mm	TM-I 12 MC NE GE	320	1718411687
Insertion label. yellow. 18 mm	TM-I 18 MC NE GE	320	1718431687
Transparent sleeves. 12-mm length	TM 4/12 HF/HB	500	1719840000
Transparent sleeves. 18-mm length	TM 4/18 HF/HB	500	1719850000

Type	Qty	Qty..	OrderNo	No..
AM 12		1	9030060000	
IE-CST		1	9204350000	
VT SF 5/21 MC NE WS V0	160		1689470001	
VT SF 6/21 MC NE WS V0	160		1730560001	
TM-I 12 MC NE GE	320		1718411687	
TM-I 18 MC NE GE	320		1718431687	
TM 4/12 HF/HB	500		1719840000	
TM 4/18 HF/HB	500		1719850000	

Note

Raw cables

PROFINET cable

• In lengths from 100 to 1000 metres

Dragline cable type C, PUR

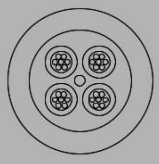

Torsion cable type C, PUR

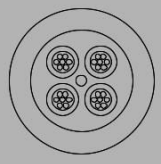

Technical data

Product type	Dragline cable	Torsion cable
Category	Cat.5 (ISO/IEC 11801) / Cat.5e (TIA T568-B)	Cat.5 (ISO/IEC 11801) / Cat.5e (TIA T568-B)
Shielding	SF/UTP	S/UTP
Cross-section	4*AWG 22/7 - 0.36 mm²	4* AWG 22/19 - 0.38 mm²
Sheath diameter, max.	6.7 mm	6.7 mm
Material sheath	PUR	PUR
Sheathing colour	green (RAL 6018)	green (RAL 6018)
Insulation diameter	1.5 mm	1.5 mm
Min. bending radius, repetitive	7.5 *diameter	10 *diameter
Min. bending radius, once only	5 *diameter	5 *diameter
Bending cycles	3 Mio	
Torsion cycles		1 mill.
Torsion resistance		180 °/m
Ambient temperature (operational)	-40 °C...70 °C	-40 °C...80 °C
Installation temperature	-20 °C...60 °C	-40 °C...80 °C
Storage temperature	-50 °C...70 °C	-40 °C...80 °C
Abrasion resistance	very good	very good
Halogen	halogen-free, according to IEC 60754-2	halogen-free, according to IEC 60754-2
Resistance to spread of flame	in accordance with IEC 60332-1	in accordance with IEC 60332-1
Resistance to oils	in accordance with IEC 60811-2-1	in accordance with IEC 60811-2-1
Standard, assembly		UL Style 21161
Approvals		
Note		

Ordering data

Cat. 5 PROFINET. PUR	**Type**	**Qty.**	**Order No.**
100.0 m	IE-C5DD4U1000	1	**8899010000**
Cut to metre starting at 110.0 m	IE-C5DD4UG-MW		**8947670000**
Note	Order example, for cut cable: 150 x „article number“ = 150 m on drum		

Type	**Qty.**	**Order No.**
IE-C5IT4UG-MW		**1103010000**
Order example, for cut cable: 150 x „article number“ = 150 m on drum		

Accessories

Sheathing stripper	**Type**	**Qty.**	**Order No.**
For UTP and STP data cables	AM 12	1	**9030060000**
For coaxial and round data cables	IE-CST	1	**9204350000**
Markers			
Wire and cable marker. ø 4.7 - 7.4 mm	VT SF 5/21 MC NE WS V0	160	**1689470001**
Wire and cable marker. ø 5.8 - 7.8 mm	VT SF 6/21 MC NE WS V0	160	**1730560001**
Insertion label. yellow. 12 mm	TM-I 12 MC NE GE	320	**1718411687**
Insertion label. yellow. 18 mm	TM-I 18 MC NE GE	320	**1718431687**
Transparent sleeves. 12-mm length	TM 4/12 HF/HB	500	**1719840000**
Transparent sleeves. 18-mm length	TM 4/18 HF/HB	500	**1719850000**

Type	**QtyQty..**	**OrderNoNo..**
AM 12	1	**9030060000**
IE-CST	1	**9204350000**
VT SF 5/21 MC NE WS V0	160	**1689470001**
VT SF 6/21 MC NE WS V0	160	**1730560001**
TM-I 12 MC NE GE	320	**1718411687**
TM-I 18 MC NE GE	320	**1718431687**
TM 4/12 HF/HB	500	**1719840000**
TM 4/18 HF/HB	500	**1719850000**

Note

Raw cables
Hybrid cable

• In lengths from 100 to 1000 metres

PVC



Technical data

Product type	Connecting cables
Category	Cat.5 (ISO/IEC 11801) / Cat.5e (TIA T568-B)
Shielding	SF/UTP
Cross-section	4*AWG 22/7 - 0.36 mm², 6*0.5 mm²
Sheath diameter, max.	9.5 mm
Material sheath	PVC
Sheathing colour	green (RAL 6018)
Insulation diameter	1.5 mm / 1.75 mm
Min. bending radius, repetitive	7.5 *diameter
Min. bending radius, once only	3.5 *diameter
Ambient temperature (operational)	-40 °C...70 °C
Installation temperature	-20 °C...60 °C
Storage temperature	-40 °C...70 °C
Abrasion resistance	good
Halogen	Yes
Resistance to spread of flame	in accordance with IEC 60332-1 / UL 1685
Resistance to oils	limited
Standard, assembly	
Approvals	
Note	

Ordering data

	Type	Qty.	Order No.
Cut to metre starting at 110.0 m	IE-C5DHAG-MW		**1172250000**
Note	Order example, for cut cable: 150 x „article number“ = 150 m on drum		

Accessories

	Type	Qty.	Order No.
Sheathing stripper			
For UTP and STP data cables	AM 12	1	**9030060000**
For coaxial and round data cables	IE-CST	1	**9204350000**
Markers			
Wire and cable marker. ø 4.7 - 7.4 mm	VT SF 5/21 MC NE WS V0	160	**1689470001**
Wire and cable marker. ø 5.8 - 7.8 mm	VT SF 6/21 MC NE WS V0	160	**1730560001**
Insertion label. yellow. 12 mm	TM-I 12 MC NE GE	320	**1718411687**
Insertion label. yellow. 18 mm	TM-I 18 MC NE GE	320	**1718431687**
Transparent sleeves. 12-mm length	TM 4/12 HF/HB	500	**1719840000**
Transparent sleeves. 18-mm length	TM 4/18 HF/HB	500	**1719850000**

Note

Assembled cables

Patch cable CabinetLine Cat. 6 straight

LSZH grey

5- ZKLWH RUDQJH 5-
RUDQJH
ZKLWH JUHHQ
EOXH
ZKLWH EOXH
JUHHQ
ZKLWH EURZQ
EURZQ

Technical data

Product type	Patch cable
Category	Cat.6_A / Class E_A (ISO/IEC 11801 2010)
Shielding	S/FTP
Version connector left / Version connector right	RJ45 IP 20 / RJ45 IP 20
Connector standard	IEC 60603-7-51
PoE / PoE+	conforming to IEEE 802.3at
Cross-section	4*2*AWG 27/7 - 4*2*0.1 mm²
Sheath diameter, max.	5.9 mm
Material sheath	LSZH
Colour	Grey
Insulation diameter	1.04 mm
Min. bending radius, repetitive	50mm
Min. bending radius, once only	25mm
Ambient temperature (operational)	-20 °C...60 °C
Installation temperature	0 °C...50 °C -
Storage temperature	20 °C...60 °C
Halogen	halogen-free, according to IEC 60754-2
Resistance to spread of flame	in accordance with IEC 60332-1 / UL 1581 FT2
Approvals	CULUS
Note	

Ordering data

	Type	Qty.	Order No.
0.2 m	IE-C6FP8LD0002M40M40-D	1	1165940002
0.5 m	IE-C6FP8LD0005M40M40-D	1	1165940005
1.0 m	IE-C6FP8LD0010M40M40-D	1	1165940010
1.5 m	IE-C6FP8LD0015M40M40-D	1	1165940015
2.0 m	IE-C6FP8LD0020M40M40-D	1	1165940020
3.0 m	IE-C6FP8LD0030M40M40-D	1	1165940030
5.0 m	IE-C6FP8LD0050M40M40-D	1	1165940050
7.5 m	IE-C6FP8LD0075M40M40-D	1	1165940075
10.0 m	IE-C6FP8LD0100M40M40-D	1	1165940100
15.0 m	IE-C6FP8LD0150M40M40-D	1	1165940150
20.0 m	IE-C6FP8LD0200M40M40-D	1	1165940200
25.0 m	IE-C6FP8LD0250M40M40-D	1	1165940250
Note	Other lengths available on request		

Accessories

Sheathing stripper	Type	Qty.	Order No.
For UTP and STP data cables	AM 12	1	9030060000
For coaxial and round data cables	IE-CST	1	9204350000
Markers			
Insertion label. yellow. 12 mm	TM-I 12 MC NE GE	320	1718411687
Insertion label. yellow. 18 mm	TM-I 18 MC NE GE	320	1718431687

Note

Assembled cables

Patch cable CabinetLine Cat. 6 straight

LSZH blue

5- ZKLWH RUDQJH 5-
RUDQJH
ZKLWH JUHHQ
EOXH
ZKLWH EOXH
JUHHQ
ZKLWH EURZQ
EURZQ

LSZH black

5- ZKLWH RUDQJH 5-
RUDQJH
ZKLWH JUHHQ
EOXH
ZKLWH EOXH
JUHHQ
ZKLWH EURZQ
EURZQ

Technical data

Product type	Patch cable	Patch cable
Category	Cat.6_A / Class E_A (ISO/IEC 11801 2010)	Cat.6_A / Class E_A (ISO/IEC 11801 2010)
Shielding	S/FTP	S/FTP
Version connector left / Version connector right	RJ45 IP 20 / RJ45 IP 20	RJ45 IP 20 / RJ45 IP 20
Connector standard	IEC 60603-7-51	IEC 60603-7-51
PoE / PoE+	conforming to IEEE 802.3at	conforming to IEEE 802.3at
Cross-section	4*2*AWG 27/7 - 4*2*0.1 mm²	4*2*AWG 27/7 - 4*2*0.1 mm²
Sheath diameter, max.	5.9 mm	5.9 mm
Material sheath	LSZH	LSZH
Colour	Blue	Black
Insulation diameter	1.04 mm	1.04 mm
Min. bending radius, repetitive	50 mm	50 mm
Min. bending radius, once only	25 mm	25 mm
Ambient temperature (operational)	-20 °C...60 °C	-20 °C...60 °C
Installation temperature	0 °C...50 °C	0 °C...50 °C
Storage temperature	-20 °C...60 °C	-20 °C...60 °C
Halogen	halogen-free, according to IEC 60754-2	halogen-free, according to IEC 60754-2
Resistance to spread of flame	in accordance with IEC 60332-1 / UL 1581 FT2	in accordance with IEC 60332-1 / UL 1581 FT2
Approvals	CULUS	
Note		

Ordering data

	Type	Qty.	Order No.	Type	Qty.	Order No.
0.2 m	IE-C6FP8LB0002M40M40-B	1	**1165900002**	IE-C6FP8LE0002M40M40-E	1	**1251610002**
0.5 m	IE-C6FP8LB0005M40M40-B	1	**1165900005**	IE-C6FP8LE0005M40M40-E	1	**1251610005**
1.0 m	IE-C6FP8LB0010M40M40-B	1	**1165900010**	IE-C6FP8LE0010M40M40-E	1	**1251610010**
1.5 m	IE-C6FP8LB0015M40M40-B	1	**1165900015**	IE-C6FP8LE0015M40M40-E	1	**1251610015**
2.0 m	IE-C6FP8LB0020M40M40-B	1	**1165900020**	IE-C6FP8LE0020M40M40-E	1	**1251610020**
3.0 m	IE-C6FP8LB0030M40M40-B	1	**1165900030**	IE-C6FP8LE0030M40M40-E	1	**1251610030**
5.0 m	IE-C6FP8LB0050M40M40-B	1	**1165900050**	IE-C6FP8LE0050M40M40-E	1	**1251610050**
10.0 m	IE-C6FP8LB0100M40M40-B	1	**1165900100**	IE-C6FP8LE0100M40M40-E	1	**1251610100**
15.0 m	IE-C6FP8LB0150M40M40-B	1	**1165900150**	IE-C6FP8LE0150M40M40-E	1	**1251610150**
20.0 m	IE-C6FP8LB0200M40M40-B	1	**1165900200**	IE-C6FP8LE0200M40M40-E	1	**1251610200**
25.0 m	IE-C6FP8LB0250M40M40-B	1	**1165900250**	IE-C6FP8LE0250M40M40-E	1	**1251610250**
Note						

Accessories

Sheathing stripper	Type	Qty.	Order No.	Type	QtyQty..	OrderNoNo..
For UTP and STP data cables	AM 12	1	**9030060000**	AM 12	1	**9030060000**
For coaxial and round data cables	IE-CST	1	**9204350000**	IE-CST	1	**9204350000**
Markers						
Insertion label. yellow. 12 mm	TM-I 12 MC NE GE	320	**1718411687**	TM-I 12 MC NE GE	320	**1718411687**
Insertion label. yellow. 18 mm	TM-I 18 MC NE GE	320	**1718431687**	TM-I 18 MC NE GE	320	**1718431687**
Note						

Assembled cables

Patch cable CabinetLine Cat. 6 straight

LSZH green

LSZH red

	5- ZKLWH RUDQJH 5-	5- ZKLWH RUDQJH 5-
	RUDQJH	RUDQJH
	ZKLWH JUHHQ	ZKLWH JUHHQ
	EOXH	EOXH
	ZKLWH EOXH	ZKLWH EOXH
	JUHHQ	JUHHQ
	ZKLWH EURZQ	ZKLWH EURZQ
	EURZQ	EURZQ

Technical data

Product type	Patch cable	Patch cable
Category	Cat.6_A / Class E_A (ISO/IEC 11801 2010)	Cat.6_A / Class E_A (ISO/IEC 11801 2010)
Shielding	S/FTP	S/FTP
Version connector left / Version connector right	RJ45 IP 20 / RJ45 IP 20	RJ45 IP 20 / RJ45 IP 20
Connector standard	IEC 60603-7-51	IEC 60603-7-51
PoE / PoE+	conforming to IEEE 802.3at	conforming to IEEE 802.3at
Cross-section	4*2*AWG 27/7 - 4*2*0.1 mm²	4*2*AWG 27/7 - 4*2*0.1 mm²
Sheath diameter, max.	5.9 mm	5.9 mm
Material sheath	LSZH	LSZH
Colour	Green	Red
Insulation diameter	1.04 mm	1.04 mm
Min. bending radius, repetitive	50 mm	50 mm
Min. bending radius, once only	25 mm	25 mm
Ambient temperature (operational)	-20 °C...60 °C	-20 °C...60 °C
Installation temperature	0 °C...50 °C	0 °C...50 °C
Storage temperature	-20 °C...60 °C	-20 °C...60 °C
Halogen	halogen-free, according to IEC 60754-2	halogen-free, according to IEC 60754-2
Resistance to spread of flame	in accordance with IEC 60332-1 / UL 1581 FT2	in accordance with IEC 60332-1 / UL 1581 FT2
Approvals	CULUS	
Note		

Ordering data

	Type	Qty.	Order No.	Type	Qty.	Order No.
0.2 m	IE-C6FP8LG0002M40M40-G	1	1251590002	IE-C6FP8LR0002M40M40-R	1	1166030002
0.5 m	IE-C6FP8LG0005M40M40-G	1	1251590005	IE-C6FP8LR0005M40M40-R	1	1166030005
1.0 m	IE-C6FP8LG0010M40M40-G	1	1251590010	IE-C6FP8LR0010M40M40-R	1	1166030010
1.5 m	IE-C6FP8LG0015M40M40-G	1	1251590015	IE-C6FP8LR0015M40M40-R	1	1166030015
2.0 m	IE-C6FP8LG0020M40M40-G	1	1251590020	IE-C6FP8LR0020M40M40-R	1	1166030020
3.0 m	IE-C6FP8LG0030M40M40-G	1	1251590030	IE-C6FP8LR0030M40M40-R	1	1166030030
5.0 m	IE-C6FP8LG0050M40M40-G	1	1251590050	IE-C6FP8LR0050M40M40-R	1	1166030050
10.0 m	IE-C6FP8LG0100M40M40-G	1	1251590100	IE-C6FP8LR0100M40M40-R	1	1166030100
15.0 m	IE-C6FP8LG0150M40M40-G	1	1251590150	IE-C6FP8LR0150M40M40-R	1	1166030150
20.0 m	IE-C6FP8LG0200M40M40-G	1	1251590200	IE-C6FP8LR0200M40M40-R	1	1166030200
25.0 m	IE-C6FP8LG0250M40M40-G	1	1251590250	IE-C6FP8LR0250M40M40-R	1	1166030250
Note						

Accessories

Sheathing stripper	Type	Qty.	Order No.	Type	QtyQty..	OrderNoNo..
For UTP and STP data cables	AM 12	1	9030060000	AM 12	1	9030060000
For coaxial and round data cables	IE-CST	1	9204350000	IE-CST	1	9204350000
Markers						
Insertion label. yellow. 12 mm	TM-I 12 MC NE GE	320	1718411687	TM-I 12 MC NE GE	320	1718411687
Insertion label. yellow. 18 mm	TM-I 18 MC NE GE	320	1718431687	TM-I 18 MC NE GE	320	1718431687
Note						

Assembled cables

Patch cable CabinetLine Cat. 6 straight

LSZH magenta

5-	ZKLWH RUDQJH 5-
	RUDQJH
	ZKLWH JUHHQ
	EOXH
	ZKLWH EOXH
	JUHHQ
	ZKLWH EURZQ
	EURZQ

LSZH yellow

5-	ZKLWH RUDQJH 5-
	RUDQJH
	ZKLWH JUHHQ
	EOXH
	ZKLWH EOXH
	JUHHQ
	ZKLWH EURZQ
	EURZQ

Technical data

	LSZH magenta	LSZH yellow
Product type	Patch cable	Patch cable
Category	Cat.6_A / Class E_A (ISO/IEC 11801 2010)	Cat.6_A / Class E_A (ISO/IEC 11801 2010)
Shielding	S/FTP	S/FTP
Version connector left / Version connector right	RJ45 IP 20 / RJ45 IP 20	RJ45 IP 20 / RJ45 IP 20
Connector standard	IEC 60603-7-51	IEC 60603-7-51
PoE / PoE+	conforming to IEEE 802.3at	conforming to IEEE 802.3at
Cross-section	4*2*AWG 27/7 - 4*2*0.1 mm²	4*2*AWG 27/7 - 4*2*0.1 mm²
Sheath diameter, max.	5.9 mm	5.9 mm
Material sheath	LSZH	LSZH
Colour	Magenta	Yellow
Insulation diameter	1.04 mm	1.04 mm
Min. bending radius, repetitive	50 mm	50 mm
Min. bending radius, once only	25 mm	25 mm
Ambient temperature (operational)	-20 °C...60 °C	-20 °C...60 °C
Installation temperature	0 °C...50 °C	0 °C...50 °C
Storage temperature	-20 °C...60 °C	-20 °C...60 °C
Halogen	halogen-free, according to IEC 60754-2	halogen-free, according to IEC 60754-2
Resistance to spread of flame	in accordance with IEC 60332-1 / UL 1581 FT2	in accordance with IEC 60332-1 / UL 1581 FT2
Approvals	CULUS	CULUS
Note		

Ordering data

	LSZH magenta			LSZH yellow		
	Type	Qty.	Order No.	Type	Qty.	Order No.
0.2 m	IE-C6FP8LM0002M40M40-M	1	1201270002	IE-C6FP8LY0002M40M40-Y	1	1251580002
0.5 m	IE-C6FP8LM0005M40M40-M	1	1201270005	IE-C6FP8LY0005M40M40-Y	1	1251580005
1.0 m	IE-C6FP8LM0010M40M40-M	1	1201270010	IE-C6FP8LY0010M40M40-Y	1	1251580010
1.5 m	IE-C6FP8LM0015M40M40-M	1	1201270015	IE-C6FP8LY0015M40M40-Y	1	1251580015
2.0 m	IE-C6FP8LM0020M40M40-M	1	1201270020	IE-C6FP8LY0020M40M40-Y	1	1251580020
3.0 m	IE-C6FP8LM0030M40M40-M	1	1201270030	IE-C6FP8LY0030M40M40-Y	1	1251580030
5.0 m	IE-C6FP8LM0050M40M40-M	1	1201270050	IE-C6FP8LY0050M40M40-Y	1	1251580050
10.0 m	IE-C6FP8LM0100M40M40-M	1	1201270100	IE-C6FP8LY0100M40M40-Y	1	1251580100
15.0 m	IE-C6FP8LM0150M40M40-M	1	1201270150	IE-C6FP8LY0150M40M40-Y	1	1251580150
20.0 m	IE-C6FP8LM0200M40M40-M	1	1201270200	IE-C6FP8LY0200M40M40-Y	1	1251580200
25.0 m				IE-C6FP8LY0250M40M40-Y	1	1251580250
Note						

Accessories

Sheathing stripper	LSZH magenta			LSZH yellow		
	Type	Qty.	Order No.	Type	QtyQty..	OrderNoNo..
For UTP and STP data cables	AM 12	1	9030060000	AM 12	1	9030060000
For coaxial and round data cables	IE-CST	1	9204350000	IE-CST	1	9204350000
Markers						
Insertion label. yellow. 12 mm	TM-I 12 MC NE GE	320	1718411687	TM-I 12 MC NE GE	320	1718411687
Insertion label. yellow. 18 mm	TM-I 18 MC NE GE	320	1718431687	TM-I 18 MC NE GE	320	1718431687
Note						

Assembled cables

Patch cable CabinetLine Cat. 6 angled

LSZH grey 270°

5-	ZKLWH RUDQJH	5-
	RUDQJH	
	ZKLWH JUHHQ	
	EOXH	
	ZKLWH EOXH	
	JUHHQ	
	ZKLWH EURZQ	
	EURZQ	

LSZH grey 90°

5-	ZKLWH RUDQJH	5-
	RUDQJH	
	ZKLWH JUHHQ	
	EOXH	
	ZKLWH EOXH	
	JUHHQ	
	ZKLWH EURZQ	
	EURZQ	

Technical data

	LSZH grey 270°	LSZH grey 90°
Connector standard	IEC 60603-7-51	IEC 60603-7-51
PoE / PoE+	conforming to IEEE 802.3at	conforming to IEEE 802.3at
Product type	Patch cable	Patch cable
Category	Cat.6_A / Class E_A (ISO/IEC 11801 2010)	Cat.6_A / Class E_A (ISO/IEC 11801 2010)
Shielding	S/FTP	S/FTP
Version connector left / Version connector right	RJ45 IP 20, Angled 270° / RJ45 IP 20	RJ45 IP 20, Angled 90° / RJ45 IP 20
Cross-section	4*2*AWG 27/7 - 4*2*0.1 mm²	4*2*AWG 27/7 - 4*2*0.1 mm²
Sheath diameter, max.	5.9 mm	5.9 mm
Material sheath	LSZH	LSZH
Colour	Grey	Grey
Insulation diameter	1.04 mm	1.04 mm
Min. bending radius, repetitive	50 mm	50 mm
Min. bending radius, once only	25 mm	25 mm
Ambient temperature (operational)	-20 °C...60 °C	-20 °C...60 °C
Installation temperature	0 °C...50 °C	0 °C...50 °C
Storage temperature	-20 °C...60 °C	-20 °C...60 °C
Halogen	halogen-free, according to IEC 60754-2	halogen-free, according to IEC 60754-2
Resistance to spread of flame	in accordance with IEC 60332-1 / UL 1581 FT2	in accordance with IEC 60332-1 / UL 1581 FT2
Approvals	CULUS	CULUS
Note		

Ordering data

	Type	Qty.	Order No.	Type	Qty.	Order No.
0.5 m	IE-C6FP8LD0005M40W40-D	1	1233160005	IE-C6FP8LD0005M40V40-D	1	1248280005
1.0 m	IE-C6FP8LD0010M40W40-D	1	1233160010	IE-C6FP8LD0010M40V40-D	1	1248280010
1.2 m	IE-C6FP8LD0012M40W40-D	1	1233160012	IE-C6FP8LD0012M40V40-D	1	1248280012
1.5 m	IE-C6FP8LD0015M40W40-D	1	1233160015	IE-C6FP8LD0015M40V40-D	1	1248280015
2.0 m	IE-C6FP8LD0020M40W40-D	1	1233160020	IE-C6FP8LD0020M40V40-D	1	1248280020
3.0 m	IE-C6FP8LD0030M40W40-D	1	1233160030	IE-C6FP8LD0030M40V40-D	1	1248280030
5.0 m	IE-C6FP8LD0050M40W40-D	1	1233160050	IE-C6FP8LD0050M40V40-D	1	1248280050
10.0 m	IE-C6FP8LD0100M40W40-D	1	1233160100	IE-C6FP8LD0100M40V40-D	1	1248280100
Note						

Accessories

Sheathing stripper	Type	Qty.	Order No.	Type	QtyQty..	OrderNoNo..
For UTP and STP data cables	AM 12	1	9030060000	AM 12	1	9030060000
For coaxial and round data cables	IE-CST	1	9204350000	IE-CST	1	9204350000
Markers						
Insertion label. yellow. 12 mm	TM-I 12 MC NE GE	320	1718411687	TM-I 12 MC NE GE	320	1718411687
Insertion label. yellow. 18 mm	TM-I 18 MC NE GE	320	1718431687	TM-I 18 MC NE GE	320	1718431687
Note						

Assembled cables

Patch cable CabinetLine

Cat. 6 crossover

LSZH grey

RJ45	1	1	RJ45
	2	2	
	3	3	
	4	4	
	5	5	
	6	6	
	7	7	
	8	8	

Technical data

Product type	Patch cable, crossover
Category	Cat.6_A / Class E_A (ISO/IEC 11801 2010)
Shielding	S/FTP
Version connector left / Version connector right	RJ45 IP 20 / RJ45 IP 20
Connector standard	IEC 60603-7-51
PoE / PoE+	conforming to IEEE 802.3at
Cross-section	4*2*AWG 27/7 - 4*2*0.1 mm²
Sheath diameter, max.	5.9 mm
Material sheath	LSZH
Colour	Grey
Insulation diameter	1.04 mm
Min. bending radius, repetitive	50mm
Min. bending radius, once only	25mm
Ambient temperature (operational)	-20 °C...60 °C
Installation temperature	0 °C...50 °C -
Storage temperature	20 °C...60 °C
Halogen	halogen-free, according to IEC 60754-2
Resistance to spread of flame	in accordance with IEC 60332-1 / UL 1581 FT2
Approvals	CULUS
Note	

Ordering data

	Type	Qty.	Order No.
0.3 m	IE-C6FP8LD0003X40X40-Y	1	1312160003
0.4 m	IE-C6FP8LD0004X40X40-Y	1	1312160004
0.5 m	IE-C6FP8LD0005X40X40-Y	1	1312160005
1.0 m	IE-C6FP8LD0010X40X40-Y	1	1312160010
2.0 m	IE-C6FP8LD0020X40X40-Y	1	1312160020
3.0 m	IE-C6FP8LD0030X40X40-Y	1	1312160030
5.0 m	IE-C6FP8LD0050X40X40-Y	1	1312160050
10.0 m	IE-C6FP8LD0100X40X40-Y	1	1312160100
15.0 m	IE-C6FP8LD0150X40X40-Y	1	1312160150
20.0 m	IE-C6FP8LD0200X40X40-Y	1	1312160200

Note

Accessories

Sheathing stripper	Type	Qty.	Order No.
For UTP and STP data cables	AM 12	1	9030060000
For coaxial and round data cables	IE-CST	1	9204350000
Markers			
Insertion label. yellow. 12 mm	TM-I 12 MC NE GE	320	1718411687
Insertion label. yellow. 18 mm	TM-I 18 MC NE GE	320	1718431687

Note

Assembled cables

Patch cable CabinetLine Cat. 5 straight

PVC green

5-	ZKLWH RUDQJH	5-
	RUDQJH	
	ZKLWH JUHHQ	
	EOXH	
	ZKLWH EOXH	
	JUHHQ	
	ZKLWH EURZQ	
	EURZQ	

PUR green

5-	ZKLWH RUDQJH	5-
	RUDQJH	
	ZKLWH JUHHQ	
	EOXH	
	ZKLWH EOXH	
	JUHHQ	
	ZKLWH EURZQ	
	EURZQ	

Technical data

	PVC green	PUR green
Product type	System cable	System cable
Category	Cat.5 (ISO/IEC 11801)	Cat.5 (ISO/IEC 11801)
Shielding	SF/UTP	SF/UTP
Version connector left / Version connector right	RJ45 IP 20 / RJ45 IP 20	RJ45 IP 20 / RJ45 IP 20
Connector standard	IEC 60603-7-51	IEC 60603-7-51
PoE / PoE+	conforming to IEEE 802.3at	conforming to IEEE 802.3at
Cross-section	4*2*AWG 26/7 - 4*2*0.128 mm²	4*2*AWG 26/7 - 4*2*0.128 mm²
Sheath diameter, max.	5.8 mm	6 mm
Material sheath	PVC	PUR
Sheathing colour	green (RAL 6018)	green (RAL 6018)
Insulation diameter	0.98 mm	0.98 mm
Min. bending radius, repetitive	10 *diameter	10 *diameter
Min. bending radius, once only	5 *diameter	5 *diameter
Ambient temperature (operational)	-40 °C...75 °C	-40 °C...75 °C
Abrasion resistance	good	very good
Halogen		halogen-free, according to IEC 60754-2
Resistance to spread of flame	in accordance with IEC 60332-1	in accordance with IEC 60332-1
Resistance to oils		EN 50305
Approvals		
Note		

Ordering data

	PVC green			PUR green		
	Type	**Qty.**	**Order No.**	**Type**	**Qty.**	**Order No.**
0.5 m	IE-C5ES8VG0005M40M40-G	1	**1166020005**	IE-C5ES8UG0005M40M40-G	1	**1166000005**
1.0 m	IE-C5ES8VG0010M40M40-G	1	**1166020010**	IE-C5ES8UG0010M40M40-G	1	**1166000010**
1.5 m	IE-C5ES8VG0015M40M40-G	1	**1166020015**	IE-C5ES8UG0015M40M40-G	1	**1166000015**
2.0 m	IE-C5ES8VG0020M40M40-G	1	**1166020020**	IE-C5ES8UG0020M40M40-G	1	**1166000020**
3.0 m	IE-C5ES8VG0030M40M40-G	1	**1166020030**	IE-C5ES8UG0030M40M40-G	1	**1166000030**
5.0 m	IE-C5ES8VG0050M40M40-G	1	**1166020050**	IE-C5ES8UG0050M40M40-G	1	**1166000050**
10.0 m	IE-C5ES8VG0100M40M40-G	1	**1166020100**	IE-C5ES8UG0100M40M40-G	1	**1166000100**
15.0 m	IE-C5ES8VG0150M40M40-G	1	**1166020150**	IE-C5ES8UG0150M40M40-G	1	**1166000150**
20.0 m	IE-C5ES8VG0200M40M40-G	1	**1166020200**	IE-C5ES8UG0200M40M40-G	1	**1166000200**
Note						

Accessories

	PVC green			PUR green		
Sheathing stripper	**Type**	**Qty.**	**Order No.**	**Type**	**QtyQty..**	**OrderNoNo..**
For UTP and STP data cables	AM 12	1	**9030060000**	AM 12	1	**9030060000**
For coaxial and round data cables	IE-CST	1	**9204350000**	IE-CST	1	**9204350000**
Markers						
Insertion label. yellow. 12 mm	TM-I 12 MC NE GE	320	**1718411687**	TM-I 12 MC NE GE	320	**1718411687**
Insertion label. yellow. 18 mm	TM-I 18 MC NE GE	320	**1718431687**	TM-I 18 MC NE GE	320	**1718431687**
Note						

Assembled cables

Patch cable CabinetLine Cat. 6 straight

PUR green

5- ZKLWH RUDQJH 5-
RUDQJH
ZKLWH JUHHQ
EOXH
ZKLWH EOXH
JUHHQ
ZKLWH EURZQ
EURZQ

Technical data

Product type	System cable
Category	Cat.6_A / Class E_A (ISO/IEC 11801 2010)
Shielding	
Version connector left / Version connector right	RJ45 IP 20 / RJ45 IP 20
Connector standard	IEC 60603-7-51
PoE / PoE+	conforming to IEEE 802.3at
Cross-section	4*2*AWG 27/7 - 4*2*0.1 mm²
Sheath diameter, max.	6.4 mm
Material sheath	PUR
Sheathing colour	green (RAL 6018)
Insulation diameter	1.02 mm
Min. bending radius, repetitive	10*diameter
Min. bending radius, once only	5 *diameter -
Ambient temperature (operational)	40 °C...85
Abrasion resistance	°C very good
Halogen	halogen-free, according to IEC 60754-2
Resistance to spread of flame	in accordance with IEC 60332-1 / UL 1581
Resistance to oils	FT2 in accordance with IEC 60811-2-1
Approvals	
Note	

Ordering data

	Type	Qty.	Order No.
0.3 m	IE-C6FS8UG0003A40A40-G	1	8941350003
0.5 m	IE-C6FS8UG0005A40A40-G	1	8941350005
1.0 m	IE-C6FS8UG0010A40A40-G	1	8941350010
1.5 m	IE-C6FS8UG0015A40A40-G	1	8941350015
2.0 m	IE-C6FS8UG0020A40A40-G	1	8941350020
3.0 m	IE-C6FS8UG0030A40A40-G	1	8941350030
5.0 m	IE-C6FS8UG0050A40A40-G	1	8941350050
10.0 m	IE-C6FS8UG0100A40A40-G	1	8941350100
15.0 m	IE-C6FS8UG0150A40A40-G	1	8941350150
20.0 m	IE-C6FS8UG0200A40A40-G	1	8941350200
Note	Other lengths available on request		

Accessories

Sheathing stripper	Type	Qty.	Order No.
For UTP and STP data cables	AM 12	1	9030060000
For coaxial and round data cables	IE-CST	1	9204350000
Markers			
Wire and cable marker. ø 4.7 - 7.4 mm	VT SF 5/21 MC NE WS V0	160	1689470001
Wire and cable marker. ø 5.8 - 7.8 mm	VT SF 6/21 MC NE WS V0	160	1730560001
Insertion label. yellow. 12 mm	TM-I 12 MC NE GE	320	1718411687
Insertion label. yellow. 18 mm	TM-I 18 MC NE GE	320	1718431687
Transparent sleeves. 12-mm length	TM 4/12 HF/HB	500	1719840000
Transparent sleeves. 18-mm length	TM 4/18 HF/HB	500	1719850000

Note

Assembled cables

Patch cable PROFINET dragline cable (type C)
Cat. 5
IP 20

RJ45 IP 20

5- 5-

\HOORZ

RUDQJH

ZKLWH

EOXH

RJ45 IP 20 incl. protective cap

5- 5-

\HOORZ

RUDQJH

ZKLWH

EOXH

Technical data

Product type	Dragline cable	Dragline cable
Category	Cat.5 (ISO/IEC 11801) / Cat.5e (TIA T568-B)	Cat.5 (ISO/IEC 11801) / Cat.5e (TIA T568-B)
Shielding	SF/UTP	SF/UTP
Version connector left / Version connector right Cross-section	RJ45 IP 20 / RJ45 IP 20	RJ45 IP 20 with protective cap / RJ45 IP 20 with protective cap
Sheath diameter, max.	4*AWG 22/7 - 0.36 mm²	4*AWG 22/7 - 0.36 mm²
Material sheath	6.7 mm	6.7 mm
Insulation diameter	PUR	PUR
Min. bending radius, repetitive / Min. bending radius, once only	1.5 mm	1.5 mm
Bending cycles	7.5 *diameter / 5 *diameter	7.5 *diameter / 5 *diameter
Speed	3 Mio	3 Mio
Acceleration	180 m/min	180 m/min
Pulling force	4 m/s²	4 m/s²
Ambient temperature (operational)	≤ 150 N	≤ 150 N
Installation temperature	-40 °C...70 °C	-40 °C...70 °C
Storage temperature	-20 °C...60 °C	-20 °C...60 °C
Abrasion resistance	-50 °C...70 °C	-50 °C...70 °C
Halogen	very good	very good
Resistance to spread of flame	halogen-free, according to IEC 60754-2	halogen-free, according to IEC 60754-2
Resistance to oils	in accordance with IEC 60332-1	in accordance with IEC 60332-1
Approvals	in accordance with IEC 60811-2-1	in accordance with IEC 60811-2-1
	CULUS	
Note		

Ordering data

	Type	Qty.	Order No.	Type	Qty.	Order No.
0.5 m	IE-C5DD4UG0005A20A20-E	1	**1173030005**	IE-C5DD4UG0005A2DA2D-E	1	**1376510005**
1.0 m	IE-C5DD4UG0010A20A20-E	1	**1173030010**	IE-C5DD4UG0010A2DA2D-E	1	**1376510010**
2.0 m	IE-C5DD4UG0020A20A20-E	1	**1173030020**	IE-C5DD4UG0020A2DA2D-E	1	**1376510020**
3.0 m	IE-C5DD4UG0030A20A20-E	1	**1173030030**	IE-C5DD4UG0030A2DA2D-E	1	**1376510030**
5.0 m	IE-C5DD4UG0050A20A20-E	1	**1173030050**	IE-C5DD4UG0050A2DA2D-E	1	**1376510050**
10.0 m	IE-C5DD4UG0100A20A20-E	1	**1173030100**	IE-C5DD4UG0100A2DA2D-E	1	**1376510100**
15.0 m	IE-C5DD4UG0150A20A20-E	1	**1173030150**	IE-C5DD4UG0150A2DA2D-E	1	**1376510150**
20.0 m	IE-C5DD4UG0200A20A20-E	1	**1173030200**	IE-C5DD4UG0200A2DA2D-E	1	**1376510200**
Note						

Accessories

Sheathing stripper	Type	Qty.	Order No.	Type	QtyQty..	OrderNoNo..
For UTP and STP data cables	AM 12	1	**9030060000**	AM 12	1	**9030060000**
For coaxial and round data cables	IE-CST	1	**9204350000**	IE-CST	1	**9204350000**
Markers						
Insertion label. yellow. 12 mm	TM-I 12 MC NE GE	320	**1718411687**	TM-I 12 MC NE GE	320	**1718411687**
Insertion label. yellow. 18 mm	TM-I 18 MC NE GE	320	**1718431687**	TM-I 18 MC NE GE	320	**1718431687**
Note						

Assembled cables

Patch cable PROFINET connecting cable

(Type B) Cat.5
IP 20

RJ45 IP 20 Crimp

5- 5-

\HOORZ

RUDQJH

ZKLWH

EOXH

Technical data

Product type	System cable
Category	Cat.5 (ISO/IEC 11801) / Cat.5e (TIA T568-B)
Shielding	SF/UTP
Version connector left / Version	RJ45 IP 20 / RJ45 IP 20
connector right Cross-section	4*AWG 22/7 - 0.36 mm²
Sheath diameter, max.	6.7 mm
Material sheath	PVC
Insulation diameter	1.5 mm
Min. bending radius, repetitive / Min. bending radius, once only	7.5 *diameter / 3.5 *diameter
Bending cycles	
Speed	
Acceleration	
Pulling force	
Ambient temperature (operational)	-40 °C...70 °C
Installation temperature	-20 °C...60 °C
Storage temperature	-40 °C...70 °C
Abrasion resistance	good
Halogen	
Resistance to spread of flame	in accordance with IEC 60332-1 / UL 1685
Resistance to oils	
Approvals	

Note

Ordering data

	Type	Qty.	Order No.
0.5 m	IE-C5DS4VG0005A60A60-E	1	1522100005
1.0 m	IE-C5DS4VG0010A60A60-E	1	1522100010
2.0 m	IE-C5DS4VG0020A60A60-E	1	1522100020
3.0 m	IE-C5DS4VG0030A60A60-E	1	1522100030
5.0 m	IE-C5DS4VG0050A60A60-E	1	1522100050
10.0 m	IE-C5DS4VG0100A60A60-E	1	1522100100
15.0 m	IE-C5DS4VG0150A60A60-E	1	1522100150
20.0 m	IE-C5DS4VG0200A60A60-E	1	1522100200

Note

Other lengths available on request

Accessories

Type	Qty.	Order No.

Note

Assembled cables

V14 RJ45 IP 67

Patch cable PROFINET dragline cable (type C)
Cat. 5
IP 67

5- 5-

\HOORZ

RUDQJH

ZKLWH

EOXH

Technical data

Product type	Dragline cable
Category	Cat.5 (ISO/IEC 11801) / Cat.5e (TIA T568-B)
Connector standard	IEC 61076-3-117 Var. 14, IEC 60603-7-51
Shielding	SF/UTP
Version connector left / Version	RJ45 IP 67 PushPull V14 metal / RJ45 IP 67 PushPull V14 metal
connector right Cross-section	4*AWG 22/7 - 0.36 mm²
Sheath diameter, max.	6.7 mm
Material sheath	PUR
Insulation diameter	1.5 mm
Min. bending radius, repetitive / Min. bending radius, once only	7.5 *diameter / 5 *diameter
Bending cycles	3 Mio
Speed	180 m/min
Acceleration	4 m/s²
Pulling force	≤ 150 N
Ambient temperature (operational)	-40 °C...70 °C
Installation temperature	-20 °C...60 °C
Storage temperature	-50 °C...70 °C
Abrasion resistance	very good
Halogen	halogen-free, according to IEC 60754-2
Resistance to spread of flame	in accordance with IEC 60332-1
Resistance to oils	in accordance with IEC 60811-2-1
Approvals	

Note

Ordering data

	Type	Qty.	Order No.
1.0 m	IE-C5DD4UG0010A2EA2E-X	1	1119730010
2.0 m	IE-C5DD4UG0020A2EA2E-X	1	1119730020
3.0 m	IE-C5DD4UG0030A2EA2E-X	1	1119730030
5.0 m	IE-C5DD4UG0050A2EA2E-X	1	1119730050
10.0 m	IE-C5DD4UG0100A2EA2E-X	1	1119730100
15.0 m	IE-C5DD4UG0150A2EA2E-X	1	1119730150
20.0 m	IE-C5DD4UG0200A2EA2E-X	1	1119730200

Note

Accessories

Sheathing stripper	Type	Qty.	Order No.
For UTP and STP data cables	AM 12	1	9030060000
For coaxial and round data cables	IE-CST	1	9204350000
Markers			
Insertion label. yellow. 12 mm	TM-I 12 MC NE GE	320	1718411687
Insertion label. yellow. 18 mm	TM-I 18 MC NE GE	320	1718431687

Note

Assembled cables
Patch cable PROFINET (Type C)
Cat. 5, over-moulded
IP 67

V14 RJ45 IP 67

Dragline cable

5- 5-

\HOORZ

RUDQJH

ZKLWH

EOXH

V14 RJ45 IP 67

Twisted cable

5- 5-

\HOORZ

RUDQJH

ZKLWH

EOXH

Technical data

Product type	Dragline cable	Torsion cable
Category	Cat.5 (ISO/IEC 11801) / Cat.5e (TIA T568-B)	Cat.5 (ISO/IEC 11801) / Cat.5e (TIA T568-B)
Connector standard	IEC 61076-3-107	IEC 61076-3-107
Shielding	SF/UTP	S/UTP
Version connector left / Version connector right	RJ45 IP 67 PushPull moulded V14 metal / RJ45 IP 67 PushPull moulded V14 metal	RJ45 IP 67 PushPull moulded V14 metal / RJ45 IP 67 PushPull moulded V14 metal
Cross-section	4*AWG 22/7 - 0.36 mm²	4* AWG 22/19 - 0.38 mm²
Sheath diameter, max.	6.7 mm	6.7 mm
Material sheath	PUR	PUR
Insulation diameter	1.5 mm	1.5 mm
Min. bending radius, repetitive / Min. bending radius, once only	7.5 *diameter / 5 *diameter	10 *diameter / 5 *diameter
Bending cycles / Pulling force	3 Mio / ≤ 150 N	
Torsion cycles / Torsion resistance		1 mill. / 180 °/m
Speed / Acceleration	180 m/min / 4 m/s²	
Ambient temperature (operational)	-40 °C...70 °C	-40 °C...80 °C
Installation temperature	-20 °C...60 °C	-40 °C...80 °C
Storage temperature	-50 °C...70 °C	-40 °C...80 °C
Abrasion resistance	very good	very good
Halogen	halogen-free, according to IEC 60754-2	halogen-free, according to IEC 60754-2
Resistance to spread of flame	in accordance with IEC 60332-1	in accordance with IEC 60332-1
Resistance to oils	in accordance with IEC 60811-2-1	in accordance with IEC 60811-2-1
Approvals		
Note		

Ordering data

	Type	Qty.	Order No.	Type	Qty.	Order No.
1.0 m	IE-C5DD4UG0010B2EB2E-X	1	**1307610010**	IE-C5IT4UG0010B2EB2E-X	1	**1312690010**
2.0 m	IE-C5DD4UG0020B2EB2E-X	1	**1307610020**	IE-C5IT4UG0020B2EB2E-X	1	**1312690020**
3.0 m	IE-C5DD4UG0030B2EB2E-X	1	**1307610030**	IE-C5IT4UG0030B2EB2E-X	1	**1312690030**
5.0 m	IE-C5DD4UG0050B2EB2E-X	1	**1307610050**	IE-C5IT4UG0050B2EB2E-X	1	**1312690050**
10.0 m	IE-C5DD4UG0100B2EB2E-X	1	**1307610100**	IE-C5IT4UG0100B2EB2E-X	1	**1312690100**
Note						

Accessories

	Type	Qty.	Order No.	Type	QtyQty..	OrderNoNo..
Sheathing stripper						
For UTP and STP data cables	AM 12	1	**9030060000**	AM 12	1	**9030060000**
For coaxial and round data cables	IE-CST	1	**9204350000**	IE-CST	1	**9204350000**
Markers						
Insertion label. yellow. 12 mm	TM-I 12 MC NE GE	320	**1718411687**	TM-I 12 MC NE GE	320	**1718411687**
Insertion label. yellow. 18 mm	TM-I 18 MC NE GE	320	**1718431687**	TM-I 18 MC NE GE	320	**1718431687**
Note						

Assembled cables

Patch cable PushPull Power

Power IP 67, PVC

Power IP 67, PUR

Technical data

	Power IP 67, PVC	Power IP 67, PUR
Connector standard	in accordance with PROFINET specification	in accordance with PROFINET specification
Version connector left / Version connector right	PushPull Power / PushPull Power	PushPull Power / PushPull Power
Ambient temperature (operational)	-40 °C...70 °C	-40 °C...80 °C
Cross-section	5*1,5 mm²	5*1,5 mm²
Wire connection cross section AWG, max.	AWG 16	AWG 16
Sheath diameter, max.	8.1 mm	9 mm
Material sheath	PVC	PUR
Sheathing colour	grey (similar to RAL 7001)	grey (similar to RAL 7001)
Insulation	PVC	TPE
No. of wires	5	5
Min. bending radius, once only	4 *diameter	5 *diameter
Rated voltage	24 V	24 V
Current-carrying capacity at 50 °C	16 A	16 A
Approvals	EAC	EAC
Note		

Ordering data

	Type	Qty.	Order No.	Type	Qty.	Order No.
1.0 m	IE-CSPS5VS0010VAPVAP-X	1	**1350120010**			
3.0 m	IE-CSPS5VS0030VAPVAP-X	1	**1350120030**			
5.0 m	IE-CSPS5VS0050VAPVAP-X	1	**1350120050**	IE-CSPD5US0050VAPVAP-X	1	**1403680050**
10.0 m	IE-CSPS5VS0100VAPVAP-X	1	**1350120100**	IE-CSPD5US0100VAPVAP-X	1	**1403680100**
15.0 m	IE-CSPS5VS0150VAPVAP-X	1	**1350120150**	IE-CSPD5US0150VAPVAP-X	1	**1403680150**
20.0 m	IE-CSPS5VS0200VAPVAP-X	1	**1350120200**			
Note	Other lengths available on request					

Accessories

Sheathing stripper	Type	Qty.	Order No.	Type	QtyQty..	OrderNoNo..
For UTP and STP data cables	AM 12	1	**9030060000**	AM 12	1	**9030060000**
For coaxial and round data cables	IE-CST	1	**9204350000**	IE-CST	1	**9204350000**
Markers						
Insertion label. yellow. 12 mm	TM-I 12 MC NE GE	320	**1718411687**	TM-I 12 MC NE GE	320	**1718411687**
Insertion label. yellow. 18 mm	TM-I 18 MC NE GE	320	**1718431687**	TM-I 18 MC NE GE	320	**1718431687**

Note

Assembled cable

Dragline cable M12

- Cat. 5
- PUR
- D-coded
- PROFINET type C

M12 - M12

Plug / plug



M12 - M12

Plug / socket



Technical data

Product type	Dragline cable	Dragline cable
Category	Cat.5 (ISO/IEC 11801) / Cat.5e (TIA T568-B)	Cat.5 (ISO/IEC 11801) / Cat.5e (TIA T568-B)
Shielding	SF/UTP	SF/UTP
Version connector left / Version	M12 IP 67 straight male / M12 IP 67 straight male	M12 IP 67 straight male / M12 IP 67
connector right Cross-section	4*AWG 22/7 - 0.36 mm²	straight socket 4*AWG 22/7 - 0.36 mm²
Sheath diameter, max.	6.7 mm	6.7 mm
Material sheath	PUR	PUR
Sheathing colour	green (RAL 6018)	green (RAL 6018)
Insulation diameter	1.5 mm	1.5 mm
Min. bending radius, repetitive	7.5 *diameter	7.5 *diameter
Min. bending radius, once only	5*diameter	5*diameter
Bending cycles	3 Mio	3 Mio
Speed	180 m/min	180 m/min
Acceleration	4 m/s²	4 m/s²
Pulling force	≤ 150 N	≤ 150 N
Ambient temperature (operational)	-40 °C...70 °C	-40 °C...70 °C
Installation temperature	-20 °C...60 °C	-20 °C...60 °C
Storage temperature	-50 °C...70 °C	-50 °C...70 °C
Abrasion resistance	very good	very good
Halogen	halogen-free, according to IEC 60754-2	halogen-free, according to IEC 60754-2
Resistance to spread of flame	in accordance with IEC 60332-1	in accordance with IEC 60332-1
Resistance to oils	in accordance with IEC 60811-2-1	in accordance with IEC 60811-2-1
Approvals	CULUS	CULUS
Note		

Ordering data

	Type	Qty.	Order No.	Type	Qty.	Order No.
0.5 m	IE-C5DD4UG0005MCSMCS-E	1	1025950005			
1.5 m	IE-C5DD4UG0015MCSMCS-E	1	1025950015	IE-C5DD4UG0015MSSMCS-E	1	1059330015
3.0 m	IE-C5DD4UG0030MCSMCS-E	1	1025950030	IE-C5DD4UG0030MSSMCS-E	1	1059330030
5.0 m	IE-C5DD4UG0050MCSMCS-E	1	1025950050	IE-C5DD4UG0050MSSMCS-E	1	1059330050
10.0 m	IE-C5DD4UG0100MCSMCS-E	1	1025950100	IE-C5DD4UG0100MSSMCS-E	1	1059330100
Note						

Accessories

Markers	Type	Qty.	Order No.	Type	QtyQty..	OrderNoNo..
Insertion label. yellow. 12 mm	TM-I 12 MC NE GE	320	1718411687	TM-I 12 MC NE GE	320	1718411687
Insertion label. yellow. 18 mm	TM-I 18 MC NE GE	320	1718431687	TM-I 18 MC NE GE	320	1718431687
Mounting tool						
Tool set	Screwty Set	1	1910000000	Screwty Set	1	1910000000
Tool set with torque function	Screwty Set -DM	1	1920000000	Screwty Set -DM	1	1920000000
Screwty-M12-DM	Screwty-M12-DM	1	1900001000	Screwty-M12-DM	1	1900001000
Screwty-M12	Screwty- M12	1	1900000000	Screwty- M12	1	1900000000
Note						

Assembled cable
Dragline cable M12

- Cat. 5
- PUR
- D-coded
- PROFINET type C

M12 - open

Plug / -

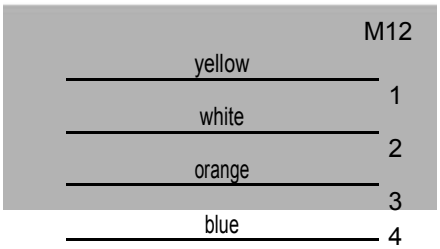

M12 - RJ45

Plug / plug

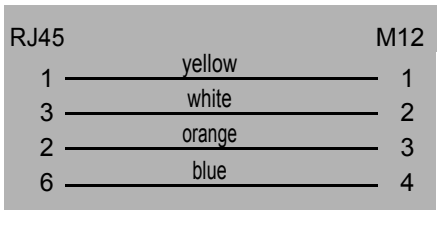

Technical data

	M12 - open	M12 - RJ45
Product type	Dragline cable	Dragline cable
Category	Cat.5 (ISO/IEC 11801) / Cat.5e (TIA T568-B)	Cat.5 (ISO/IEC 11801) / Cat.5e (TIA T568-B)
Shielding	SF/UTP	SF/UTP
Version connector left / Version connector right Cross-section	M12 IP 67 straight male / Open	M12 IP 67 straight male / RJ45 IP 20
Sheath diameter, max.	4*AWG 22/7 - 0.36 mm²	4*AWG 22/7 - 0.36 mm²
Material sheath	6.7 mm	6.7 mm
Sheathing colour	PUR	PUR
Insulation diameter	green (RAL 6018)	green (RAL 6018)
Min. bending radius, repetitive	1.5 mm	1.5 mm
Min. bending radius, once only	7.5 *diameter	7.5 *diameter
Bending cycles	5*diameter	5*diameter
Speed	3 Mio	3 Mio
Acceleration	180 m/min	180 m/min
Pulling force	4 m/s²	4 m/s²
Ambient temperature (operational)	≤ 150 N	≤ 150 N
Installation temperature	-40 °C...70 °C	-40 °C...70 °C
Storage temperature	-20 °C...60 °C	-20 °C...60 °C
Abrasion resistance	-50 °C...70 °C	-50 °C...70 °C
Halogen	very good	very good
Resistance to spread of flame	halogen-free, according to IEC 60754-2	halogen-free, according to IEC 60754-2
Resistance to oils	in accordance with IEC 60332-1	in accordance with IEC 60332-1
Approvals	in accordance with IEC 60811-2-1	in accordance with IEC 60811-2-1
Note	CULUS	

Ordering data

	Type	Qty.	Order No.	Type	Qty.	Order No.
1.0 m				IE-C5DD4UG0010MCSA20-E	1	1044470010
1.5 m	IE-C5DD4UG0015MCSXXX-X	1	1025940015	IE-C5DD4UG0015MCSA20-E	1	1044470015
3.0 m	IE-C5DD4UG0030MCSXXX-X	1	1025940030	IE-C5DD4UG0030MCSA20-E	1	1044470030
5.0 m	IE-C5DD4UG0050MCSXXX-X	1	1025940050	IE-C5DD4UG0050MCSA20-E	1	1044470050
10.0 m	IE-C5DD4UG0100MCSXXX-X	1	1025940100	IE-C5DD4UG0100MCSA20-E	1	1044470100
Note						

Accessories

	Type	Qty.	Order No.	Type	QtyQty..	OrderNoNo..
Sheathing stripper						
For UTP and STP data cables	AM 12	1	9030060000			
For coaxial and round data cables	IE-CST	1	9204350000			
Markers						
Insertion label. yellow. 12 mm	TM-I 12 MC NE GE	320	1718411687	TM-I 12 MC NE GE	320	1718411687
Insertion label. yellow. 18 mm	TM-I 18 MC NE GE	320	1718431687	TM-I 18 MC NE GE	320	1718431687
Mounting tool						
Tool set	Screwty Set	1	1910000000	Screwty Set	1	1910000000
Tool set with torque function	Screwty Set -DM	1	1920000000	Screwty Set -DM	1	1920000000
Screwty-M12-DM	Screwty-M12-DM	1	1900001000	Screwty-M12-DM	1	1900001000
Screwty-M12	Screwty- M12	1	1900000000	Screwty- M12	1	1900000000
Note						

Assembled cables
M12 dragline cable, angled

- Cat. 5
- PUR
- D-coded
- PROFINET type C

M12 / M12

Plug / plug

M12 / M12

Plug / plug

Technical data

Product type	Dragline cable	Dragline cable
Category	Cat.5 (ISO/IEC 11801) / Cat.5e (TIA T568-B)	Cat.5 (ISO/IEC 11801) / Cat.5e (TIA T568-B)
Shielding	SF/UTP	SF/UTP
Version connector left / Version connector right	M12 IP 67 straight male / M12 IP 67	M12 IP 67 angled male / M12 IP 67
Cross-section	straight male 4*AWG 22/7 - 0.36 mm²	angled male 4*AWG 22/7 - 0.36 mm²
Sheath diameter, max.	6.7 mm	6.7 mm
Material sheath	PUR	PUR
Sheathing colour	green (RAL 6018)	green (RAL 6018)
Insulation diameter, min. / max.	1.5 mm	1.5 mm
Min. bending radius, repetitive	7.5 *diameter	7.5 *diameter
Ambient temperature (operational)	-40 °C...70 °C	-40 °C...70 °C
Installation temperature	-20 °C...60 °C	-20 °C...60 °C
Storage temperature	-50 °C...70 °C	-50 °C...70 °C
Abrasion resistance	very good	very good
Halogen	halogen-free, according to IEC 60754-2	halogen-free, according to IEC 60754-2
Resistance to oils	in accordance with IEC 60811-2-1	in accordance with IEC 60811-2-1
Fire safety for railway vehicles		
Note		

Ordering data

	Type	Qty.	Order No.	Type	Qty.	Order No.
Cat. 5 PROFINET. PUR. M12 straight-M12 angled						
1.5 m	IE-C5DD4UG0015MCSMCA-E	1	**1059770015**			
3.0 m	IE-C5DD4UG0030MCSMCA-E	1	**1059770030**			
5.0 m	IE-C5DD4UG0050MCSMCA-E	1	**1059770050**			
10.0 m	IE-C5DD4UG0100MCSMCA-E	1	**1059770100**			
Cat. 5 PROFINET. PUR. M12 angled-M12 angled						
1.5 m				IE-C5DD4UG0015MCAMCA-E	1	**1059890015**
3.0 m				IE-C5DD4UG0030MCAMCA-E	1	**1059890030**
5.0 m				IE-C5DD4UG0050MCAMCA-E	1	**1059890050**
10.0 m				IE-C5DD4UG0100MCAMCA-E	1	**1059890100**
Cat. 5. PUR. M12 angled-open						
1.5 m						
3.0 m						
5.0 m						
10.0 m						
Note						

Accessories

Markers	Type	Qty.	Order No.	Type	QtyQty..	OrderNoNo..
Insertion label. yellow. 12 mm	TM-I 12 MC NE GE	320	**1718411687**	TM-I 12 MC NE GE	320	**1718411687**
Insertion label. yellow. 18 mm	TM-I 18 MC NE GE	320	**1718431687**	TM-I 18 MC NE GE	320	**1718431687**
Transparent sleeves. 12-mm length	TM 4/12 HF/HB	500	**1719840000**	TM 4/12 HF/HB	500	**1719840000**
Transparent sleeves. 18-mm length	TM 4/18 HF/HB	500	**1719850000**	TM 4/18 HF/HB	500	**1719850000**
Note						

Assembled cables

M12 dragline cable, angled

- Cat. 5
- PUR
- D-coded
- PROFINET type C

M12 / open

Plug / -

Technical data

Product type	Dragline cable
Category	Cat.5 (ISO/IEC 11801) / Cat.5e (TIA T568-B)
Shielding	SF/UTP
Version connector left / Version	M12 IP 67 angled male / Open
connector right Cross-section	4*AWG 22/7 - 0.36 mm²
Sheath diameter, max.	6.7 mm
Material sheath	PUR
Sheathing colour	green (RAL 6018)
Insulation diameter, min. / max.	1.5 mm
Min. bending radius, repetitive	7.5 *diameter
Ambient temperature (operational)	-40 °C...70 °C
Installation temperature	-20 °C...60 °C
Storage temperature	-50 °C...70 °C
Abrasion resistance	very good
Halogen	halogen-free, according to IEC 60754-2
Resistance to oils	in accordance with IEC 60811-2-1
Fire safety for railway vehicles	
Note	

Ordering data

	Type	Qty.	Order No.
Cat. 5 PROFINET. PUR. M12 straight-M12 angled			
1.5 m			
3.0 m			
5.0 m			
10.0 m			
Cat. 5 PROFINET. PUR. M12 angled-M12 angled			
1.5 m			
3.0 m			
5.0 m			
10.0 m			
Cat. 5. PUR. M12 angled-open			
1.5 m	IE-C5DD4UG0015MCAXXX-X	1	**1059750015**
3.0 m	IE-C5DD4UG0030MCAXXX-X	1	**1059750030**
5.0 m	IE-C5DD4UG0050MCAXXX-X	1	**1059750050**
10.0 m	IE-C5DD4UG0100MCAXXX-X	1	**1059750100**
Note			

Accessories

Markers	Type	Qty.	Order No.
Insertion label. yellow. 12 mm	TM-I 12 MC NE GE	320	**1718411687**
Insertion label. yellow. 18 mm	TM-I 18 MC NE GE	320	**1718431687**
Transparent sleeves. 12-mm length	TM 4/12 HF/HB	500	**1719840000**
Transparent sleeves. 18-mm length	TM 4/18 HF/HB	500	**1719850000**

Note

Assembled cables
System cable M12 flange

- Cat. 5
- PUR
- D-coded
- PROFINET type B

M12 flange - M12 male

Plug / socket



M12 flange - RJ45

Plug / socket





Technical data

Product type	System cable	System cable
Category	Cat.5 (ISO/IEC 11801) / Cat.5e (TIA T568-B)	Cat.5 (ISO/IEC 11801) / Cat.5e (TIA T568-B)
Shielding	360° shield contact	360° shield contact
Version connector left / Version	M12 flange / M12 - male / straight	M12 flange / RJ45 IP 20
connector right Cross-section	4*AWG 22/7 - 0.36 mm²	4*AWG 22/7 - 0.36 mm²
Sheath diameter, max.	6.7 mm	6.7 mm
Material sheath	PUR	PUR
Sheathing colour	green (RAL 6018)	green (RAL 6018)
Insulation diameter	1.5 mm	1.5 mm
Min. bending radius, repetitive	15 x cable diameter	15 x cable diameter
Min. bending radius, once only	5 x cable diameter	5 x cable diameter
Ambient temperature (operational)	-40 °C...70 °C	-40 °C...70 °C
Installation temperature	-20 °C...60 °C	-20 °C...60 °C
Storage temperature	-50 °C...70 °C	-50 °C...70 °C
Approvals		
Note		

Ordering data

	Type	Qty.	Order No.	Type	Qty.	Order No.
0.5 m	IE-C5DS4UG0005MBSMCS-E	1	**1244130005**	IE-C5DS4UG0005MBSA20-E	1	**1234750005**
1.0 m	IE-C5DS4UG0010MBSMCS-E	1	**1244130010**	IE-C5DS4UG0010MBSA20-E	1	**1234750010**
1.5 m	IE-C5DS4UG0015MBSMCS-E	1	**1244130015**	IE-C5DS4UG0015MBSA20-E	1	**1234750015**
2.0 m	IE-C5DS4UG0020MBSMCS-E	1	**1244130020**	IE-C5DS4UG0020MBSA20-E	1	**1234750020**
5.0 m	IE-C5DS4UG0050MBSMCS-E	1	**1244130050**	IE-C5DS4UG0050MBSA20-E	1	**1234750050**
Note						

Accessories

Markers	Type	Qty.	Order No.	Type	QtyQty..	OrderNoNo..
Insertion label. yellow. 12 mm	TM-I 12 MC NE GE	320	**1718411687**	TM-I 12 MC NE GE	320	**1718411687**
Insertion label. yellow. 18 mm	TM-I 18 MC NE GE	320	**1718431687**	TM-I 18 MC NE GE	320	**1718431687**
Mounting tool						
Tool set	Screwty Set	1	**1910000000**	Screwty Set	1	**1910000000**
Tool set with torque function	Screwty Set -DM	1	**1920000000**	Screwty Set -DM	1	**1920000000**
Screwty-M12-DM	Screwty-M12-DM	1	**1900001000**	Screwty-M12-DM	1	**1900001000**
Screwty-M12	Screwty- M12	1	**1900000000**	Screwty- M12	1	**1900000000**
Note						

Assembled cables

System cable M12 flange

- Cat. 5
- PUR
- D-coded
- PROFINET type B

M12 flange - open

Socket / -

Technical data

Product type	System cable
Category	Cat.5 (ISO/IEC 11801) / Cat.5e (TIA T568-B)
Shielding	360° shield contact
Version connector left / Version	M12 flange / Open
connector right Cross-section	4*AWG 22/7 - 0.36 mm²
Sheath diameter, max.	6.7 mm
Material sheath	PUR
Sheathing colour	green (RAL 6018)
Insulation diameter	1.5 mm
Min. bending radius, repetitive	15 x cable diameter
Min. bending radius, once only	5 x cable diameter
Ambient temperature (operational)	-40 °C...70 °C
Installation temperature	-20 °C...60 °C
Storage temperature	-50 °C...70 °C
Approvals	
Note	

Ordering data

	Type	Qty.	Order No.
0.5 m	IE-C5DS4UG0005MBSXXX-E	1	**1234770005**
1.0 m	IE-C5DS4UG0010MBSXXX-E	1	**1234770010**
1.5 m	IE-C5DS4UG0015MBSXXX-E	1	**1234770015**
2.0 m	IE-C5DS4UG0020MBSXXX-E	1	**1234770020**
5.0 m	IE-C5DS4UG0050MBSXXX-E	1	**1234770050**

Note

Accessories

Markers	Type	Qty.	Order No.
Insertion label. yellow. 12 mm	TM-I 12 MC NE GE	320	**1718411687**
Insertion label. yellow. 18 mm	TM-I 18 MC NE GE	320	**1718431687**

Mounting tool			
Tool set	Screwty Set	1	**1910000000**
Tool set with torque function	Screwty Set -DM	1	**1920000000**
Screwty-M12-DM	Screwty-M12-DM	1	**1900001000**
Screwty-M12	Screwty- M12	1	**1900000000**

Note

Assembled cable

Connecting cable M12

- Cat. 6
- PVC
- X-type
- PROFINET type B

M12 - M12

Plug / plug

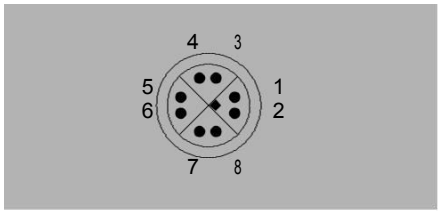

0 ZKLWHRUDQJH 0

RUDQJH

ZKLWHJUHHQ

JUHHQ

ZKLWHEURZQ

EURZQ

ZKLWHEOXH

EOXH

M12 - open

Plug / -

:KLWH2UDQJH 0

2UDQJH

:KLWH*UHHQ

*UHHQ

:KLWH%URZQ

%URZQ

:KLWH%OXH

%OXH

Technical data

Product type	Connecting cables	Connecting cables
Category	Cat.6$_A$ / Class E$_A$ (ISO/IEC 11801 2010)	Cat.6$_A$ / Class E$_A$ (ISO/IEC 11801 2010)
Shielding	S/FTP	S/FTP
Version connector left / Version connector right	M12 X-type IP 67 straight male / M12 X-type IP 67 straight male	M12 X-type IP 67 straight male / Open
Cross-section	4*2*AWG 23/7	4*2*AWG 23/7
Sheath diameter, max.	8.8 mm	8.8 mm
Material sheath	PVC	PVC
Sheathing colour	green (RAL 6018)	green (RAL 6018)
Insulation diameter	1.58 mm	1.58 mm
Min. bending radius, repetitive	8 *diameter	8 *diameter
Min. bending radius, once only	4 *diameter	4 *diameter
Pulling force	≤ 150 N	≤ 150 N
Ambient temperature (operational)	-40 °C...80 °C	-40 °C...80 °C
Installation temperature	-40 °C...80 °C	-40 °C...80 °C
Storage temperature	-40 °C...80 °C	-40 °C...80 °C
Halogen		
Resistance to spread of flame	in accordance with IEC 60332-1-2	in accordance with IEC 60332-1-2
Standard, assembly	UL-Style 2461	UL-Style 2461
Approvals		
Note		

Ordering data

	Type	Qty.	Order No.	Type	Qty.	Order No.
0.5 m	IE-C6KS8VG0005XCSXCS-E	1	**1398070005**	IE-C6KS8VG0005XCSXXX-E	1	**1449470005**
1.5 m	IE-C6KS8VG0015XCSXCS-E	1	**1398070015**	IE-C6KS8VG0015XCSXXX-E	1	**1449470015**
3.0 m	IE-C6KS8VG0030XCSXCS-E	1	**1398070030**			
5.0 m	IE-C6KS8VG0050XCSXCS-E	1	**1398070050**	IE-C6KS8VG0050XCSXXX-E	1	**1449470050**
10.0 m	IE-C6KS8VG0100XCSXCS-E	1	**1398070100**	IE-C6KS8VG0100XCSXXX-E	1	**1449470100**
Note						

Accessories

Markers	Type	Qty.	Order No.	Type	QtyQty..	OrderNoNo..
Insertion label. yellow. 12 mm	TM-I 12 MC NE GE	320	**1718411687**	TM-I 12 MC NE GE	320	**1718411687**
Insertion label. yellow. 18 mm	TM-I 18 MC NE GE	320	**1718431687**	TM-I 18 MC NE GE	320	**1718431687**

Note

Assembled cables
M12 connecting cables

- Cat. 6
- PUR
- X-type

M12 - RJ45

Plug / plug

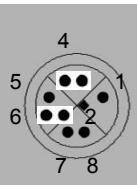

Technical data

Product type	System cable
Category	Cat.6$_A$ / Class E$_A$ (ISO/IEC 11801 2010)
Shielding	S/FTP
Version connector left / Version connector right Cross-section	RJ45 IP 20 / M12 X-type IP 67 straight male 4*2*AWG 26/7 - 4*2*0.128 mm²
Sheath diameter, max.	6.7 mm
Material sheath	PUR
Sheathing colour	green (RAL 6018)
Insulation diameter	0.98 mm
Min. bending radius, repetitive	10*diameter
Min. bending radius, once only	5*diameter
Pulling force	
Ambient temperature (operational)	-40 °C...80 °C
Installation temperature	-20 °C...60 °C
Storage temperature	-40 °C...80 °C
Halogen	halogen-free, according to IEC 60754-1
Resistance to spread of flame	in accordance with IEC 60332-1-2
Standard, assembly	UL Style 20963
Approvals	

Note

Ordering data

	Type	Qty.	Order No.
1.0 m	IE-C6ES8UG0010A40XCS-E	1	1457580010
2.0 m	IE-C6ES8UG0020A40XCS-E	1	1457580020
3.0 m	IE-C6ES8UG0030A40XCS-E	1	1457580030
5.0 m	IE-C6ES8UG0050A40XCS-E	1	1457580050
10.0 m	IE-C6ES8UG0100A40XCS-E	1	1457580100
12.0 m	IE-C6ES8UG0120A40XCS-E	1	1457580120

Note

Accessories

Markers	Type	Qty.	Order No.
Insertion label. yellow. 12 mm	TM-I 12 MC NE GE	320	1718411687
Insertion label. yellow. 18 mm	TM-I 18 MC NE GE	320	1718431687

Note

Assembled cables

EtherNet/IP patch cable

• in PUR

V1 RJ45 IP 67 - metal

5- ZKLWH RUDQJH 5-
RUDQJH
ZKLWH JUHHQ
EOXH
ZKLWH EOXH
JUHHQ
ZKLWH EURZQ
EURZQ

V1 RJ45 IP 67 - plastic

5- ZKLWH RUDQJH 5-
RUDQJH
ZKLWH JUHHQ
EOXH
ZKLWH EOXH
JUHHQ
ZKLWH EURZQ
EURZQ

Technical data

Product type	System cable	System cable
Category	Cat.5 (ISO/IEC 11801) / Cat.5e (TIA T568-B)	Cat.5 (ISO/IEC 11801) / Cat.5e (TIA T568-B)
Shielding	SF/UTP	SF/UTP
Version connector left / Version connector right	RJ45 IP 67 Baymo V01 metal / RJ45 IP 67 Baymo V01 metal	RJ45 IP 67 Baymo V01 plastic / RJ45 IP 67 Baymo V01 plastic
Cross-section	4*2*AWG 26/7 - 4*2*0.128 mm²	4*2*AWG 26/7 - 4*2*0.128 mm²
Sheath diameter, max.	6.1 mm	6.1 mm
Material sheath	PUR	PUR
Sheathing colour	green (RAL 6018)	green (RAL 6018)
Insulation diameter	1 mm	1 mm
Min. bending radius, repetitive	10 *diameter	10 *diameter
Min. bending radius, once only	5 *diameter	5 *diameter
Ambient temperature (operational)	-40 °C...80 °C	-40 °C...80 °C
Installation temperature	-10 °C...60 °C	-10 °C...60 °C
Storage temperature	-40 °C...80 °C	-40 °C...80 °C
Abrasion resistance	very good	very good
Halogen	halogen-free, according to IEC 60754-2	halogen-free, according to IEC 60754-2
Resistance to spread of flame	in accordance with IEC 60332-1	in accordance with IEC 60332-1
Resistance to oils	in accordance with IEC 60811-2-1	in accordance with IEC 60811-2-1
Approvals	CULUS	CULUS
Note		

Ordering data

	Type	Qty.	Order No.	Type	Qty.	Order No.
1.0 m	IE-C5ES8UG0010B41B41-E	1	**1066850000**	IE-C5ES8UG0010P41P41-E	1	**1106010000**
2.0 m	IE-C5ES8UG0020B41B41-E	1	**1066860000**	IE-C5ES8UG0020P41P41-E	1	**1106020000**
5.0 m	IE-C5ES8UG0050B41B41-E	1	**1066870000**	IE-C5ES8UG0050P41P41-E	1	**1106030000**
10.0 m	IE-C5ES8UG0100B41B41-E	1	**1066880000**	IE-C5ES8UG0100P41P41-E	1	**1106040000**
Note						

Accessories

Markers	Type	Qty.	Order No.	Type	Qty.	Order No.
Insertion label. yellow. 12 mm	TM-I 12 MC NE GE	320	**1718411687**	TM-I 12 MC NE GE	320	**1718411687**
Insertion label. yellow. 18 mm	TM-I 18 MC NE GE	320	**1718431687**	TM-I 18 MC NE GE	320	**1718431687**

Note

Assembled cable

Railway cable M12

- Cat. 5
- Radox
- D-coded

M12 - M12

Plug / plug



M12 - M12

Plug / socket

Technical data

Product type	System cable	System cable
Category	Cat.5 (ISO/IEC 11801) / Cat.5e (TIA T568-B)	Cat.5 (ISO/IEC 11801) / Cat.5e (TIA T568-B)
Shielding	SF/UTP	SF/UTP
Version connector left / Version connector right	M12 IP 67 straight male / M12 IP 67 straight male	M12 IP 67 straight male / M12 IP 67 straight socket
Cross-section	2*2*AWG 22/7 - 2*2*0.36 mm²	2*2*AWG 22/7 - 2*2*0.36 mm²
Sheath diameter, max.	7.55 mm	7.55 mm
Material sheath	Radox GKW S	Radox GKW S
Sheathing colour	Black	Black
Insulation diameter	1.95 mm	1.95 mm
Min. bending radius, repetitive	6 *diameter	6 *diameter
Ambient temperature (operational)	-40 °C...90 °C	-40 °C...90 °C
Installation temperature	-25 °C...90 °C	-25 °C...90 °C
Storage temperature	-40 °C...90 °C	-40 °C...90 °C
Abrasion resistance	very good	very good
Halogen	halogen-free, according to IEC 60754-2	halogen-free, according to IEC 60754-2
Resistance to oils	in accordance with EN 50306-3	in accordance with EN 50306-3
Fire safety for railway vehicles	According to DIN 5510-2 fire safety levels 1,2,3,4, According to BS 6853, According to EN50288-2-2	According to DIN 5510-2 fire safety levels 1,2,3,4, According to BS 6853, According to EN50288-2-2
Approvals	CULUS	CULUS
Note		

Ordering data

	Type	Qty.	Order No.
1.5 m	IE-C5DB4RE0015MCSMCS-E	1	1010850015
3.0 m	IE-C5DB4RE0030MCSMCS-E	1	1010850030
5.0 m	IE-C5DB4RE0050MCSMCS-E	1	1010850050
10.0 m	IE-C5DB4RE0100MCSMCS-E	1	1010850100

	Type	Qty.	Order No.
1.5 m	IE-C5DB4RE0015MSSMCS-E	1	1059340015
3.0 m	IE-C5DB4RE0030MSSMCS-E	1	1059340030
5.0 m	IE-C5DB4RE0050MSSMCS-E	1	1059340050
10.0 m	IE-C5DB4RE0100MSSMCS-E	1	1059340100

Note

Accessories

Markers	Type	Qty.	Order No.
Insertion label. yellow. 12 mm	TM-I 12 MC NE GE	320	1718411687
Insertion label. yellow. 18 mm	TM-I 18 MC NE GE	320	1718431687

	Type	QtyQty..	OrderNoNo..
Insertion label. yellow. 12 mm	TM-I 12 MC NE GE	320	1718411687
Insertion label. yellow. 18 mm	TM-I 18 MC NE GE	320	1718431687

Note

Assembled cable
Railway cable M12

- Cat. 5
- Radox
- D-coded

M12 - open

Plug / -

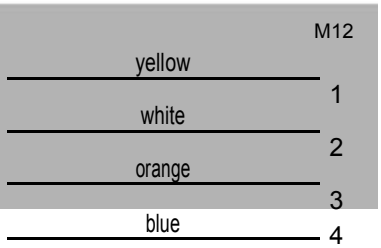

Technical data

Product type	System cable
Category	Cat.5 (ISO/IEC 11801) / Cat.5e (TIA T568-B)
Shielding	SF/UTP
Version connector left / Version	M12 IP 67 straight male / Open
connector right Cross-section	2*2*AWG 22/7 - 2*2*0.36 mm²
Sheath diameter, max.	7.55 mm
Material sheath	Radox GKW S
Sheathing colour	Black
Insulation diameter	1.95 mm
Min. bending radius, repetitive	6 *diameter
Ambient temperature (operational)	-40 °C...90 °C
Installation temperature	-25 °C...90 °C
Storage temperature	-40 °C...90 °C
Abrasion resistance	very good
Halogen	halogen-free, according to IEC 60754-2
Resistance to oils	in accordance with EN 50306-3
Fire safety for railway vehicles	According to DIN 5510-2 fire safety levels 1,2,3,4, According to BS 6853, According to EN50288-2-2
Approvals	CULUS

Note

Ordering data

	Type	Qty.	Order No.
1.5 m	IE-C5DB4RE0015MCSXXX-X	1	1010840015
3.0 m	IE-C5DB4RE0030MCSXXX-X	1	1010840030
5.0 m	IE-C5DB4RE0050MCSXXX-X	1	1010840050
10.0 m	IE-C5DB4RE0100MCSXXX-X	1	1010840100

Note

Accessories

	Type	Qty.	Order No.
Sheathing stripper			
For UTP and STP data cables	AM 12	1	9030060000
For coaxial and round data cables	IE-CST	1	9204350000
Markers			
Insertion label. yellow. 12 mm	TM-I 12 MC NE GE	320	1718411687
Insertion label. yellow. 18 mm	TM-I 18 MC NE GE	320	1718431687

Note

Assembled cables

Railway cable M12

- Cat. 5
- Radox
- D-coded

M12 / M12

Plug / plug

M12		M12
1	yellow	1
2	white	2
3	orange	3
4	blue	4

M12		M12
1	yellow	1
2	white	2
3	orange	3
4	blue	4

Technical data

Product type	System cable	System cable
Category	Cat.5 (ISO/IEC 11801) / Cat.5e (TIA T568-B)	Cat.5 (ISO/IEC 11801) / Cat.5e (TIA T568-B)
Shielding	SF/UTP	SF/UTP
Version connector left / Version connector right	M12 IP 67 straight male / M12 IP 67 angled male	M12 IP 67 angled male / M12 IP 67 angled male
Cross-section	2*2*AWG 22/7 - 2*2*0.36 mm²	2*2*AWG 22/7 - 2*2*0.36 mm²
Sheath diameter, max.	7.55 mm	7.55 mm
Material sheath	Radox GKW S	Radox GKW S
Sheathing colour	Black	Black
Insulation diameter, min. / max.	1.95 mm	1.95 mm
Min. bending radius, repetitive	6 *diameter	6 *diameter
Ambient temperature (operational)	-40 °C...90 °C	-40 °C...90 °C
Installation temperature	-25 °C...90 °C	-25 °C...90 °C
Storage temperature	-40 °C...90 °C	-40 °C...90 °C
Abrasion resistance	very good	very good
Halogen	halogen-free, according to IEC 60754-2	halogen-free, according to IEC 60754-2
Resistance to oils	in accordance with EN 50306-3	in accordance with EN 50306-3
Fire safety for railway vehicles	According to DIN 5510-2 fire safety levels 1,2,3,4, According to BS 6853, According to EN50288-2-2	According to DIN 5510-2 fire safety levels 1,2,3,4, According to BS 6853, According to EN50288-2-2

Note

Ordering data

	Type	Qty.	Order No.
1.5 m	IE-C5DB4RE0015MCSMCA-E	1	1059940015
3.0 m	IE-C5DB4RE0030MCSMCA-E	1	1059940030
5.0 m	IE-C5DB4RE0050MCSMCA-E	1	1059940050
10.0 m	IE-C5DB4RE0100MCSMCA-E	1	1059940100

	Type	Qty.	Order No.
1.5 m	IE-C5DB4RE0015MCAMCA-E	1	1059970015
3.0 m	IE-C5DB4RE0030MCAMCA-E	1	1059970030
5.0 m	IE-C5DB4RE0050MCAMCA-E	1	1059970050
10.0 m	IE-C5DB4RE0100MCAMCA-E	1	1059970100

Note

Accessories

Markers	Type	Qty.	Order No.
Insertion label. yellow. 12 mm	TM-I 12 MC NE GE	320	1718411687
Insertion label. yellow. 18 mm	TM-I 18 MC NE GE	320	1718431687
Transparent sleeves. 12-mm length	TM 4/12 HF/HB	500	1719840000
Transparent sleeves. 18-mm length	TM 4/18 HF/HB	500	1719850000

	Type	QtyQty..	OrderNoNo..
Insertion label. yellow. 12 mm	TM-I 12 MC NE GE	320	1718411687
Insertion label. yellow. 18 mm	TM-I 18 MC NE GE	320	1718431687
Transparent sleeves. 12-mm length	TM 4/12 HF/HB	500	1719840000
Transparent sleeves. 18-mm length	TM 4/18 HF/HB	500	1719850000

Note

Assembled cables
Railway cable M12

- Cat. 5
- Radox
- D-coded

M12 / open

Plug / -

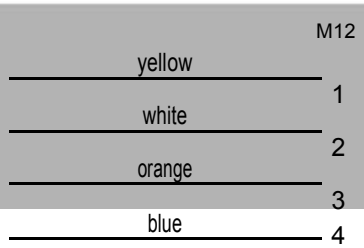

Technical data

Product type	System cable
Category	Cat.5 (ISO/IEC 11801) / Cat.5e (TIA T568-B)
Shielding	SF/UTP
Version connector left / Version	M12 IP 67 angled male / Open
connector right Cross-section	2*2*AWG 22/7 - 2*2*0.36 mm²
Sheath diameter, max.	7.55 mm
Material sheath	Radox GKW S
Sheathing colour	Black
Insulation diameter, min. / max.	1.95 mm
Min. bending radius, repetitive	6 *diameter
Ambient temperature (operational)	-40 °C...90 °C
Installation temperature	-25 °C...90 °C
Storage temperature	-40 °C...90 °C
Abrasion resistance	very good
Halogen	halogen-free, according to IEC 60754-2
Resistance to oils	in accordance with EN 50306-3
Fire safety for railway vehicles	According to DIN 5510-2 fire safety levels 1,2,3,4, According to BS 6853, According to EN50288-2-2

Note

Ordering data

	Type	Qty.	Order No.
1.5 m	IE-C5DB4RE0015MCAXXX-X	1	1059900015
3.0 m	IE-C5DB4RE0030MCAXXX-X	1	1059900030
5.0 m	IE-C5DB4RE0050MCAXXX-X	1	1059900050
10.0 m	IE-C5DB4RE0100MCAXXX-X	1	1059900100

Note

Accessories

Markers	Type	Qty.	Order No.
Insertion label. yellow. 12 mm	TM-I 12 MC NE GE	320	1718411687
Insertion label. yellow. 18 mm	TM-I 18 MC NE GE	320	1718431687
Transparent sleeves. 12-mm length	TM 4/12 HF/HB	500	1719840000
Transparent sleeves. 18-mm length	TM 4/18 HF/HB	500	1719850000

Note

Assembled cables

Railway cable RW M12

- Cat. 5
- Radox
- D-coded
- RW (reduced wire): suitable for RJ45 connectors

M12 open

Plug / -

M12 - RJ45

Plug / plug

Technical data

Product type	System cable	System cable
Category	Cat.5 (ISO/IEC 11801)	Cat.5 (ISO/IEC 11801)
Shielding	SF/UTP	SF/UTP
Version connector left / Version connector right	M12 IP 67 straight male / Open	M12 IP 67 straight male / RJ45 IP 20 tool-free
Cross-section	2*2*AWG 22/7 - 2*2*0.36 mm²	2*2*AWG 22/7 - 2*2*0.36 mm²
Sheath diameter, max.	7 mm	7 mm
Material sheath	Radox GKW S	Radox GKW S
Sheathing colour	Black	Black
Insulation diameter	1.58 mm	1.58 mm
Min. bending radius, repetitive	6 *diameter	6 *diameter
Ambient temperature (operational)	-40 °C...90 °C	-40 °C...90 °C
Storage temperature	-40 °C...90 °C	-40 °C...90 °C
Abrasion resistance	very good	very good
Halogen	halogen-free, according to IEC 60754-2	halogen-free, according to IEC 60754-2
Resistance to oils	in accordance with EN 50306-3	in accordance with EN 50306-3
Fire safety for railway vehicles	According to DIN 5510-2 fire safety levels 1,2,3,4, According to BS 6853, According to EN50288-2-2	According to DIN 5510-2 fire safety levels 1,2,3,4, According to BS 6853, According to EN50288-2-2
Approvals		
Note		

Ordering data

	Type	Qty.	Order No.	Type	Qty.	Order No.
4.0 m				IE-C5DB4WE0040MCSA20-E	1	**1220310040**
5.0 m	IE-C5DB4WE0050MCSXXX-E	1	**1269740050**			
10.0 m	IE-C5DB4WE0100MCSXXX-E	1	**1269740100**			
Note						

Accessories

	Type	Qty.	Order No.	Type	QtyQty..	OrderNoNo..
Sheathing stripper						
For UTP and STP data cables	AM 12	1	**9030060000**			
For coaxial and round data cables	IE-CST	1	**9204350000**			
Markers						
Transparent sleeves. 12-mm length	TM 4/12 HF/HB	500	**1719840000**	TM 4/12 HF/HB	500	**1719840000**
Transparent sleeves. 18-mm length	TM 4/18 HF/HB	500	**1719850000**	TM 4/18 HF/HB	500	**1719850000**

Note

Assembled cables
Railway cable RW RJ45 - RJ45

- Cat. 5
- Radox
- RW (reduced wire)

RJ45 - RJ45

Plug / plug



Technical data

Product type	System cable
Category	Cat.5 (ISO/IEC 11801)
Shielding	SF/UTP
Version connector left / Version	RJ45 IP 20 tool-free / RJ45 IP 20 tool-free
connector right Cross-section	2*2*AWG 22/7 - 2*2*0.36 mm²
Sheath diameter, max.	7 mm
Material sheath	Radox GKW S
Sheathing colour	Black
Insulation diameter	1.58 mm
Min. bending radius, repetitive	6 *diameter
Ambient temperature (operational)	-40 °C...90 °C
Storage temperature	-40 °C...90 °C
Abrasion resistance	very good
Halogen	halogen-free, according to IEC 60754-2
Resistance to oils	in accordance with EN 50306-3
Fire safety for railway vehicles	According to DIN 5510-2 fire safety levels 1,2,3,4, According to BS 6853, According to EN50288-2-2
Approvals	
Note	

Ordering data

	Type	Qty.	Order No.
1.0 m	IE-C5DB4WE0010A20A20-E	1	1421710010
2.0 m	IE-C5DB4WE0020A20A20-E	1	1421710020
3.0 m	IE-C5DB4WE0030A20A20-E	1	1421710030
5.0 m	IE-C5DB4WE0050A20A20-E	1	1421710050
10.0 m	IE-C5DB4WE0100A20A20-E	1	1421710100
20.0 m	IE-C5DB4WE0200A20A20-E	1	1421710200

Note

Accessories

Markers	Type	Qty.	Order No.
Transparent sleeves. 12-mm length	TM 4/12 HF/HB	500	1719840000
Transparent sleeves. 18-mm length	TM 4/18 HF/HB	500	1719850000

Note

Assembled cables

USB cable

USB A - USB A

USB A - USB Micro

Technical data

Sheathing colour	Black	
Material sheath	PVC	PVC
Ambient temperature (operational)	-15 °C...80 °C	-15 °C...80 °C
Note		

Ordering data

	Type	Qty.	Order No.	Type	Qty.	Order No.
0.5 m	IE-USB-A-A-0.5M	1	1993550005			
1.0 m	IE-USB-A-A-1.0M	1	1993550010			
1.5 m	IE-USB-A-A-1.5M	1	1993550015			
1.8 m	IE-USB-A-A-1.8M	1	1993550018	IE-USB-A-MICRO-1.8M	1	1487980000
3.0 m	IE-USB-A-A-3.0M	1	1993550030			
Note						

Accessories

Type	Qty.	Order No.	Type	Qty.	Order No.

Note		